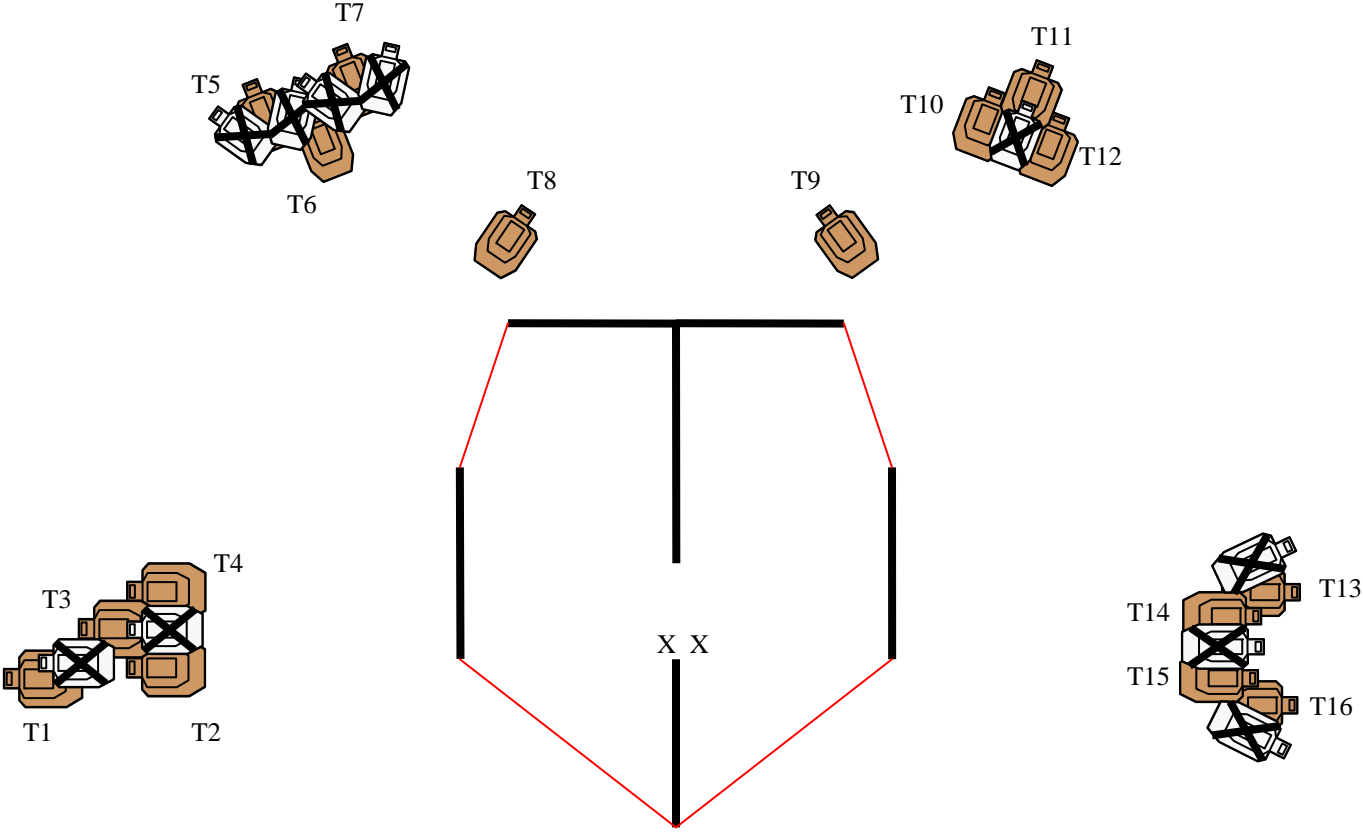


Dream weaver

RULES: Practical Shooting Handbook, Latest Edition **COURSE DESIGNER:** Beverly Huggins, Bryan, TX – A58599

START POSITION: Standing on X's facing down range with hand relaxed at sides. Gun loaded in holster per ready condition 8.1.1 & 8.1.2	
<p>STAGE PROCEDURE</p> <p>Upon start signal engage targets when they become visible while remaining within the fault lines. Shoot can not cross fault lines for any reason.</p>	<p>SCORING</p> <p>SCORING: Comstock, 32 rounds, 160 points TARGETS: 16 IPSC SCORED HITS: Best 2 per IPSC, steel down = 1A START-STOP: Audible - Last shot PENALTIES: Procedural. -10 No-shoot hit. -10 Miss. -10</p>



SETUP NOTES: T8 & T9 are 45 degree targets	RO NOTES:
---	------------------

Bev's Barn Yard Blast

RULES: Practical Shooting Handbook, Latest Edition **COURSE DESIGNER:** Beverly Huggins, Bryan, TX – A58599

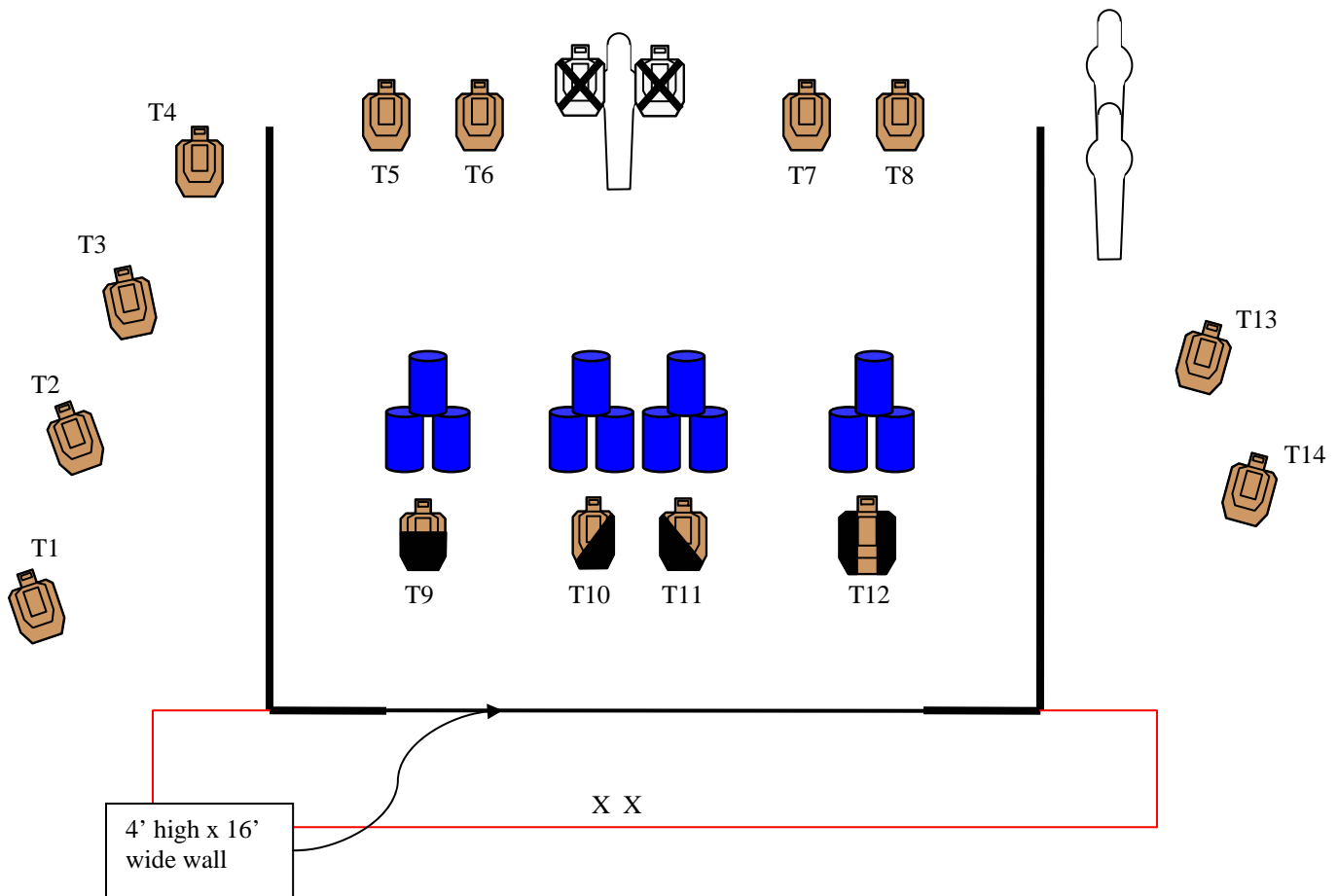
START POSITION: Standing on the X's facing down range hands relaxed at sides. Gun loaded in holster per ready condition 8.1.1 & 8.1.2

STAGE PROCEDURE

Upon start signal engage each target as they become visible while remaining within the fault lines. Shooter may not cross the fault line for any reason. Steel must fall to score.

SCORING

SCORING: Comstock, 31 rounds, 155 points
TARGETS: 14 IPSC, 3 PP
SCORED HITS: Best 2 per IPSC, steel down = 1A
START-STOP: Audible - Last shot
PENALTIES: Procedural. -10
 No-shoot hit. -10
 Miss. -10



SETUP NOTES: T9, T10, T11 & T12 are 45 degree targets

RO NOTES:

The Great Divide

RULES: Practical Shooting Handbook, Latest Edition **COURSE DESIGNER:** Brian Hagen, Bryan, TX – A58003

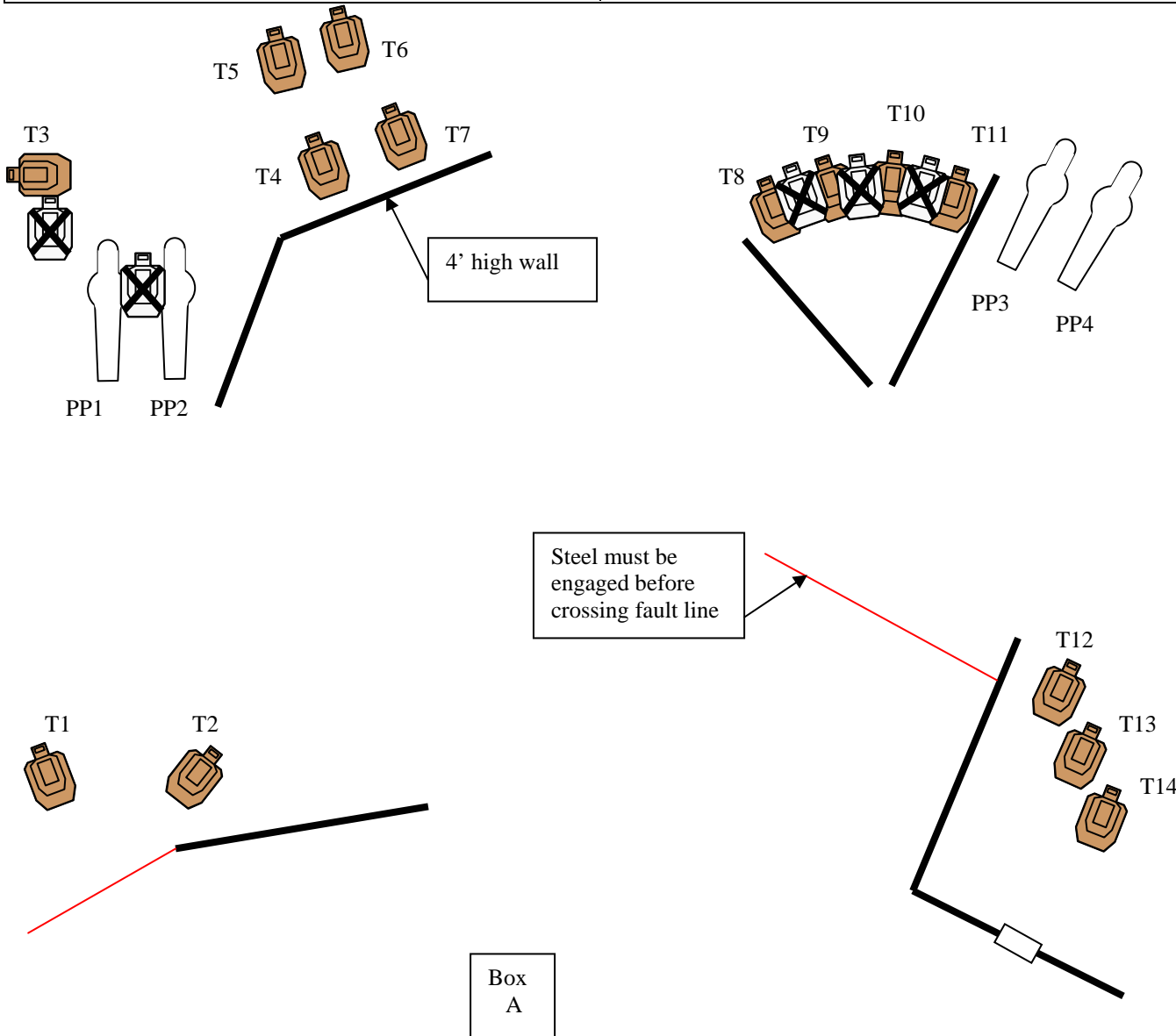
START POSITION: Standing in Box A facing up range arms relaxed at sides. Gun loaded in holster per ready condition 8.1.1 & 8.1.2

STAGE PROCEDURE

Upon start signal engage each target as they become visible. Steel must be engaged from behind the fault lines. Steel must fall to score.

SCORING

SCORING: Comstock, 32 rounds, 160 points
TARGETS: 14 IPSC, 4 PP
SCORED HITS: Best 2 per IPSC, steel down = 1A
START-STOP: Audible - Last shot
PENALTIES: Procedural. -10
 No-shoot hit. -10
 Miss. -10



SETUP NOTES: T1, T2, T4 & T7 are 45 degree targets

RO NOTES:



CM 06-03

Can You Count

RULES: USPSA Rule Book, Current Edition

COURSE DESIGNER: Mark Ramsey and John Golson

START POSITION: Standing erect in Box A, arms hanging naturally at sides. Handgun is loaded and holstered as per ready condition in rule 8.1.1 and 8.1.2.

STAGE PROCEDURE

On signal, from Box A only:

String 1: Engage T1 with five rounds only. Perform a mandatory reload and engage T2 with five rounds only.

String 2: Engage T3 with five rounds only. Perform a mandatory reload and engage T4 with five rounds only.

Targets within a string may be engaged in any order without penalty

SCORING

SCORING: Virginia Count, 20 rounds, 100 points

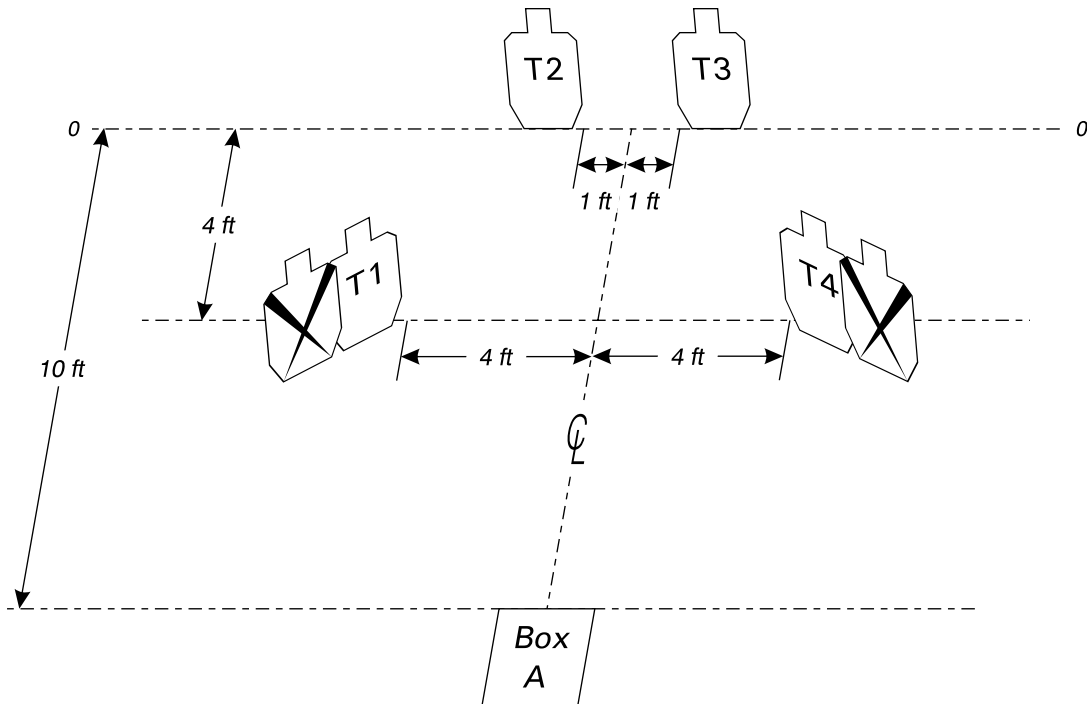
TARGETS: 4 IPSC

SCORED HITS: Best 5/paper

START - STOP: Audible - Last shot

PENALTIES: Per current edition of USPSA Rule Book.

Failure to perform reload is per-shot-fired penalty.



SETUP NOTES: Set targets T1 and T4 to 4 feet high at shoulders and angled at 45 degrees from the center line. Set targets T2 and T3 to 5 feet at shoulders. Scoring lines of no-shoots overlay C-zone scoring lines



of targets. Bottom of no-shoot is even with bottom of target. Box A is 3 feet by 3 feet.