



Ubi Libertas Habitat...

... Nostra Patria Est.!



Brazosland Pistoleros

NEXT MATCH: July 25, 2010

MATCH SET-UP: 8:30 a.m.

SHOOTING STARTS: 10 a.m. or When the Match is Set-up

July 2010

All right, it's that time again...we shoot on Sunday.

We have four very good stages this month. They are short but challenging and given the forecast for Sunday is sunny and hot, that's not a bad thing.

We are going to have great weather, but no Bar-B-Q unless someone steps up as Paul will not be at the match this month. You will be missed Paul!!

Bring plenty of water and a good hat. No side match this month.

In August we will be shooting our Annual All-Classifier match. Four classifier stages (which is all you need to get a classification from USPSA), so it's a great time to get a classification in a division you don't normally shoot, or get a leg up in the one you do. We will have the stages for the August match posted early next month.

We need to have a range work day in early August, so be looking at the calendar...I would like to get it scheduled next week. It won't be much, but we need to haul off some trash, build a couple of small projects and do some yard work. We are always done in 3-4 hours, but if you can only come for an hour, it's worth it.

See you Sunday,

DVC.

Kevin J.

Ported View

RULES: Practical Shooting Handbook, Latest Edition **COURSE DESIGNER:** Brian Hagen, Bryan TX - A58003

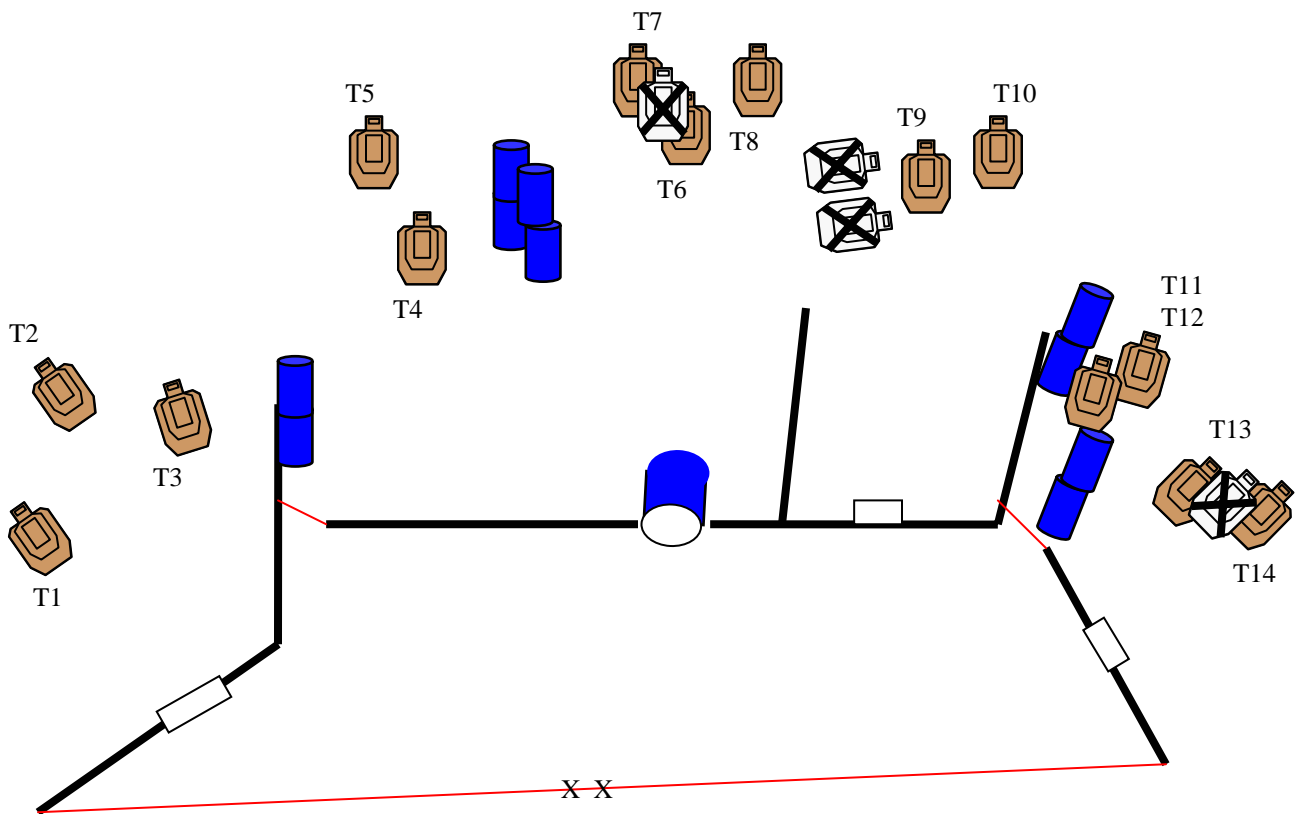
START POSITION: Standing on the X's on the fault line facing up range. Gun is loaded in holster per ready condition 8.1.1 & 8.1.2

STAGE PROCEDURE

Upon start signal engage targets as they become visible while remaining within the fault lines.

SCORING

SCORING: Comstock, 28 rounds, 140 points
TARGETS: 14 IPSC
SCORED HITS: Best 2 per IPSC, steel down = 1A
START-STOP: Audible - Last shot
PENALTIES: Procedural. -10
 No-shoot hit. -10
 Miss. -10



SETUP NOTES:

RO NOTES:

SWAT call out

RULES: Practical Shooting Handbook, Latest Edition **COURSE DESIGNER:** Brian Hagen, Bryan TX – A58003

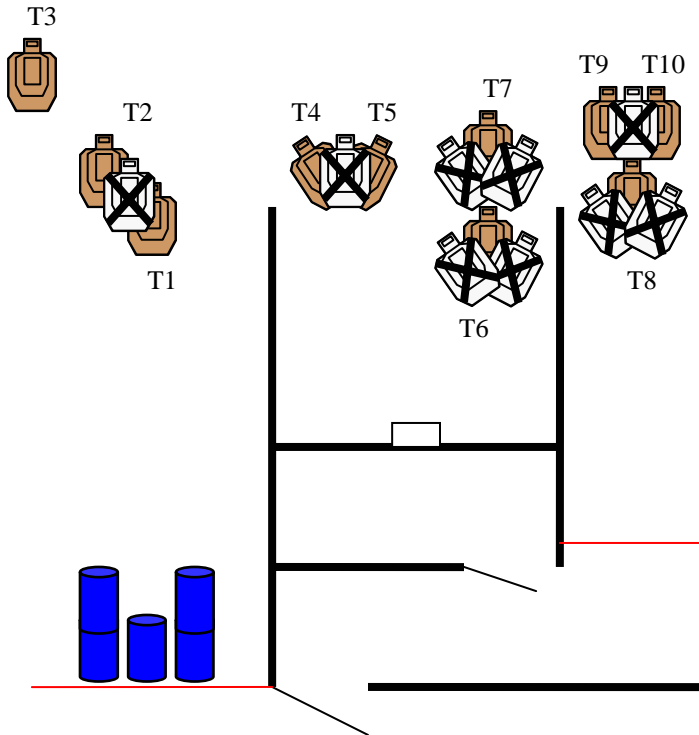
START POSITION: Shooter is setting at the table with knee's under the table back flat against back of chair, hands will be flat on the table shoulder width apart. All ammo for the stage will be in the brief case on the table. Gun will be laying on the barrel unloaded slide forward, striker down, unsupported.

STAGE PROCEDURE

Upon start signal engage each target as they become visible while remaining within fault lines.

SCORING

SCORING: Comstock, 20 rounds, 100 points
TARGETS: 10 IPSC
SCORED HITS: Best 2 per IPSC, steel down = 1A
START-STOP: Audible - Last shot
PENALTIES: Procedural. -10
 No-shoot hit. -10
 Miss. -10



SETUP NOTES:

RO NOTES:

Stars and Stripes

RULES: Practical Shooting Handbook, Latest Edition **COURSE DESIGNER:** Brian Hagen, Bryan TX – A58003

START POSITION: Shooter may start in box of their choice facing up range with toes touching the back of the shooting box. Gun loaded in holster per ready condition 8.1.1 & 8.1.2. **Shooter MUST be in a box with both feet while engaging targets.** **Shooter MUST move to opposite box to engage opposite color targets.**

STAGE PROCEDURE

Before make ready command shooter will draw a colored chip out of the bag. Shooter will shoot the matching colored target from the start box of their choice. Shooter will move to opposite box and shoot opposite color target. Shooter will received a procedural for each wrong colored target shot. **If the shooter draws the green chip (wild chip) you can shoot the same color on each side.**

SCORING

SCORING: Comstock, 16 rounds, 80 points
TARGETS: 8 IPSC
SCORED HITS: Best 2 per IPSC, steel down = 1A
START-STOP: Audible - Last shot
PENALTIES: Procedural. -10
No-shoot hit. -10
Miss. -10



Box
A

Box
B

SETUP NOTES: Red chip = Red target: Black chip = Blue target: Green chip = wild chip

RO NOTES: RO will keep the bag of chips with them. RO will keep the shooters chip out until stage is complete then return it to the bag before next shooter draws a chip.



CM 09-04

Pucker Factor

RULES: USPSA Rule Book, Current Edition

COURSE DESIGNER: Russell Cluver

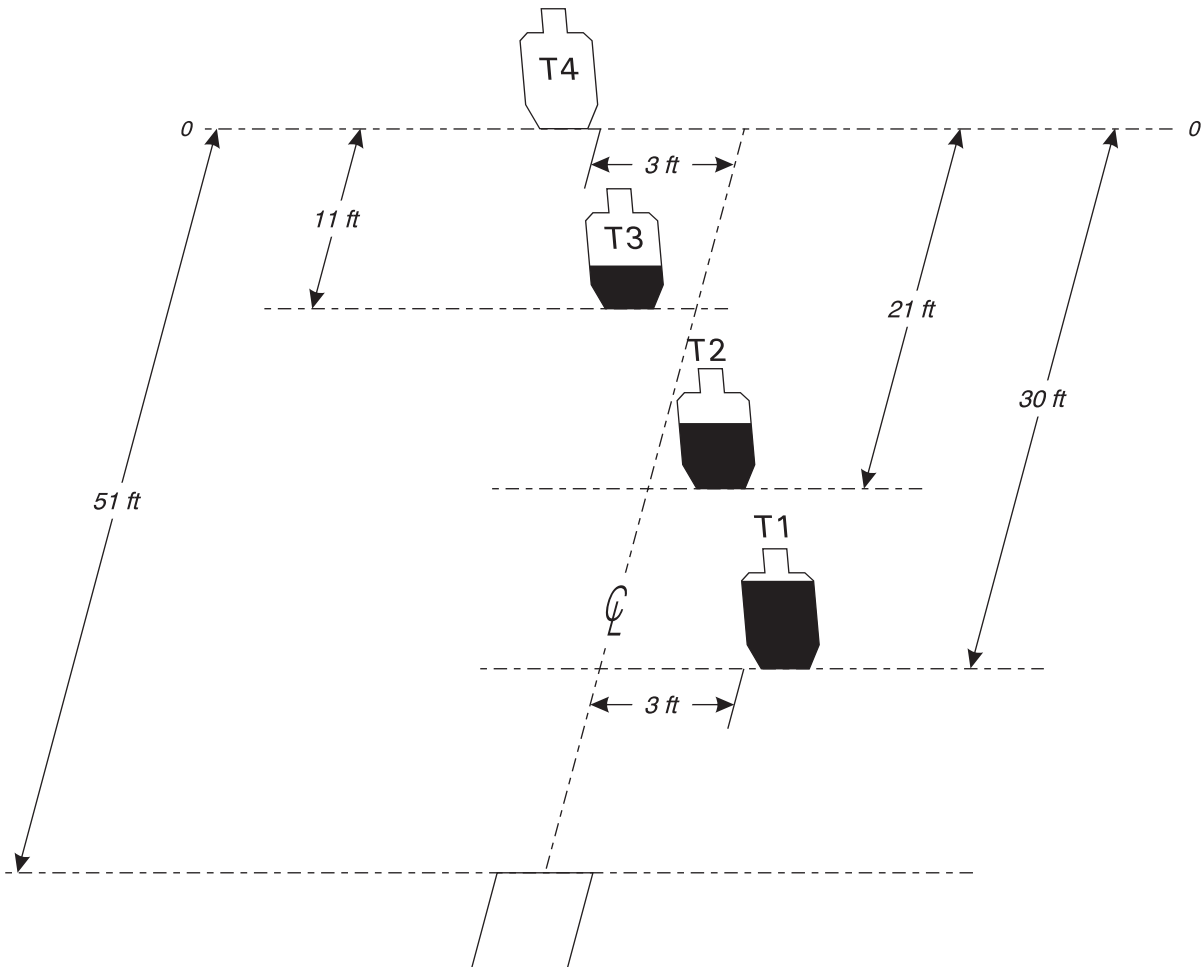
START POSITION: Standing in shooting area facing downrange, hands naturally at sides. Handgun is loaded and holstered as per ready condition in rule 8.1.1 and 8.1.2.

STAGE PROCEDURE

On signal, engage targets with only two rounds each from the shooting area.

SCORING

SCORING: Virginia Count, 8 rounds, 40 points
TARGETS: 4 IPSC
SCORED HITS: Best 2/paper
START - STOP: Audible - Last shot
PENALTIES: Per current edition of USPSA Rule Book.



SETUP NOTES: Set paper targets to 5 feet high at shoulders. Inside edges of T2 and T3 are six inches from the center line. Hard cover on T1 covers to top of A-zone. Hard cover on T2 covers to center of A-zone. Hard cover on T3 covers to bottom of A-zone.

