



Ubi Libertas Habitat...

... Nostra Patria Est.!



Brazosland Pistoleros

NEXT MATCH: Feb 28th, 2010

MATCH SET-UP: 8:30 a.m.

SHOOTING STARTS: 10 a.m. or When the Match is Set-up

February 2010

We have a match this Sunday!

Well, we will as long as the forecast improves...right now rain is forecast for Sunday. I will keep a close eye on the weather and try to make a decision on Saturday if possible. Canceling a match is the hardest choice to make...that said, if there is anyway we can shoot we will.

Great match this month with some stages put together by Greg T. Lots of moving and shooting...and that's the main reason we do this stuff! Round count is about 80; it will be a lot of fun.

No side match this month, if the weather lets us shoot in February...it wont let us shoot for long. Next month we will have a side match of some sort...any suggestions?

Don't forget that club dues are now payable.

For those of you shooting the LaRue 3 Gun, I will be scheduling a range day in March where we can all get together to go over equipment and shooting tips & techniques that will help you newer guys get ready for the match. The West Houston IDPA Club will be shooting their monthly 3 Gun at the range in Millican in March. It will be the first Saturday; they do a nice job with their match...so if you are interested in trying 3 Gun, here is one in our backyard. I'll send out more info on that as I get it.

Also, sometime in April we are going to try and have a New Shooter Clinic at the range for pistol shooters. Half a day (4 hours) to go over equipment, rules, strategies & stage planning; and then incorporate all that into some live fire practice. The idea is to get new, or nearly new, USPSA/IPSC shooters introduced to the sport and ready to shoot a match. I'll be doing this with our own Doug Johnson, cost will be about \$25 to cover targets and range fees. If you are interested, please let me know.

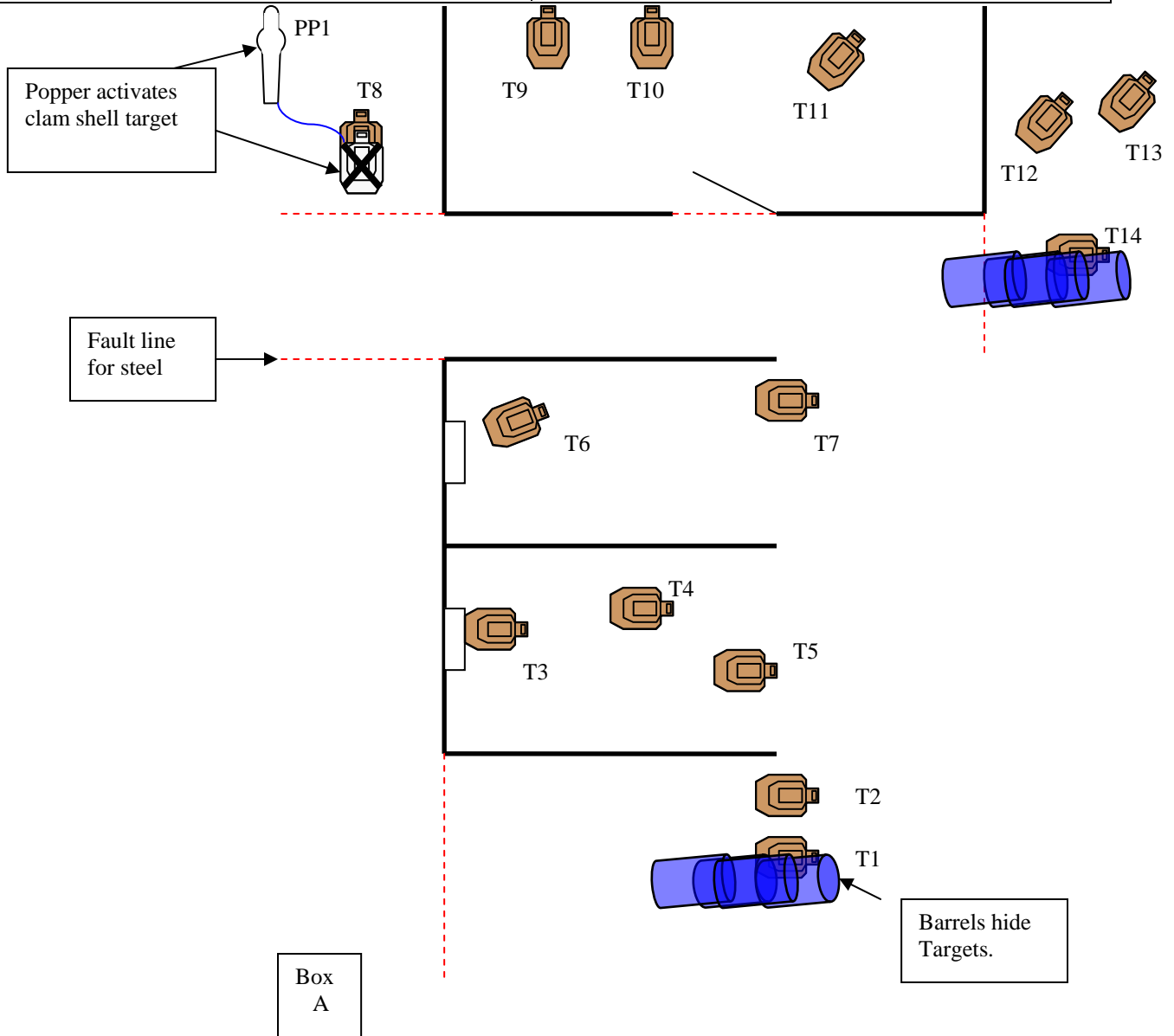
See you on Sunday,

Kevin J.

Clear the Rooms

RULES: Practical Shooting Handbook, Latest Edition **COURSE DESIGNER:** Greg Theode, Bryan TX

START POSITION: Standing in Box A facing up range hands relaxed at side. Gun is loaded in holster per ready condition 8.1.1 & 8.1.2	
STAGE PROCEDURE Upon start signal turn and engage targets as they become visible while remaining within fault lines. Steel must fall to score and activate clam shell target. Steel may not be shot once shooter crosses the first fault line.	SCORING SCORING: Comstock, 29 rounds, 145 points TARGETS: 14 IPSC, 1 PP SCORED HITS: Best 2 per IPSC, steel down = 1A START-STOP: Audible - Last shot PENALTIES: Procedural. -10 No-shoot hit. -10 Miss. -10



SETUP NOTES: T3 & T6 are 45 degree targets. T8 is clam shell target activated by PP1.	RO NOTES:
--	------------------

Tombstone

RULES: Practical Shooting Handbook, Latest Edition **COURSE DESIGNER:** Greg Theode, Bryan TX

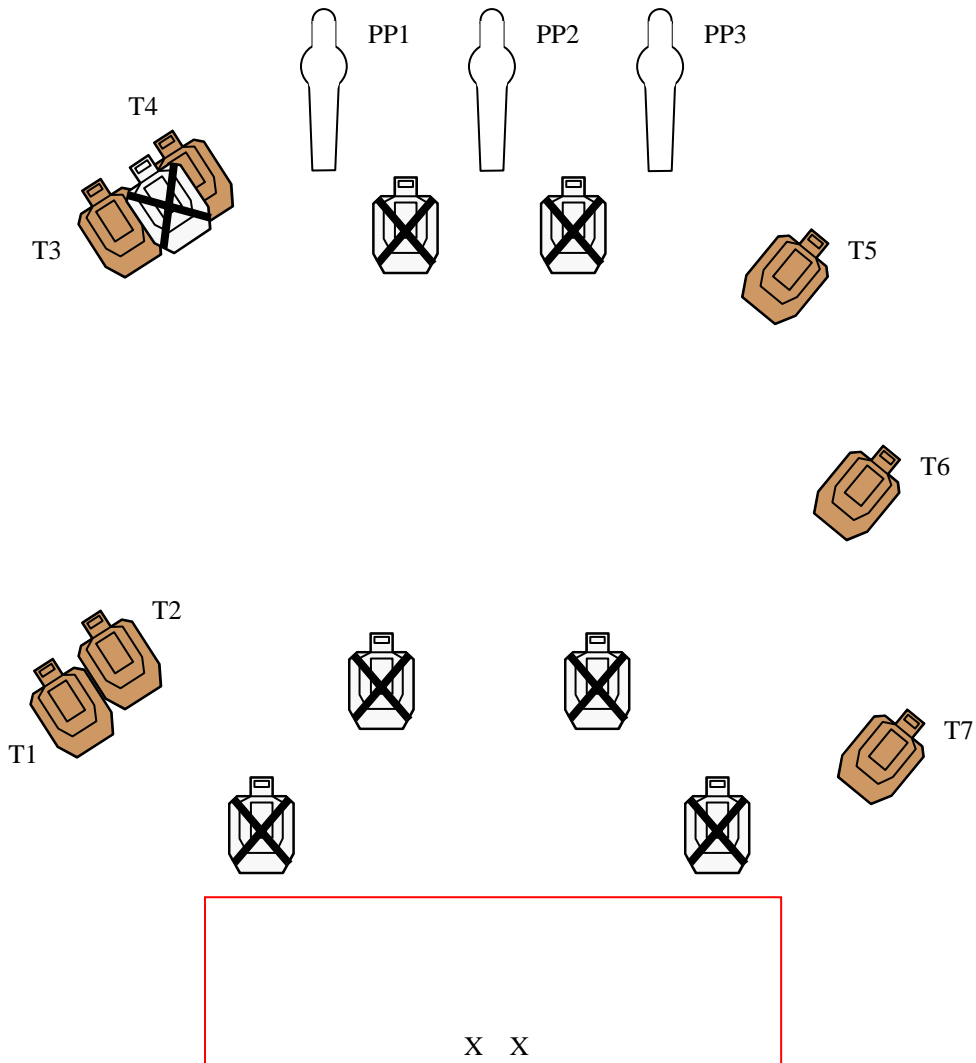
START POSITION: Standing facing up range with toes on X's hands at surrender above respective shoulders. Gun loaded in holster per ready condition 8.1.1 & 8.1.2

STAGE PROCEDURE

Upon start signal engage targets as they become visible while remaining within the fault lines. Steel must fall to score.

SCORING

SCORING: Comstock, 17 rounds, 85 points
TARGETS: 7 IPSC, 3 PP
SCORED HITS: Best 2 per IPSC, steel down = 1A
START-STOP: Audible - Last shot
PENALTIES: Procedural. -10
 No-shoot hit. -10
 Miss. -10



SETUP NOTES:

RO NOTES:

Straight Shot

RULES: Practical Shooting Handbook, Latest Edition **COURSE DESIGNER:** Greg Theode, Bryan TX

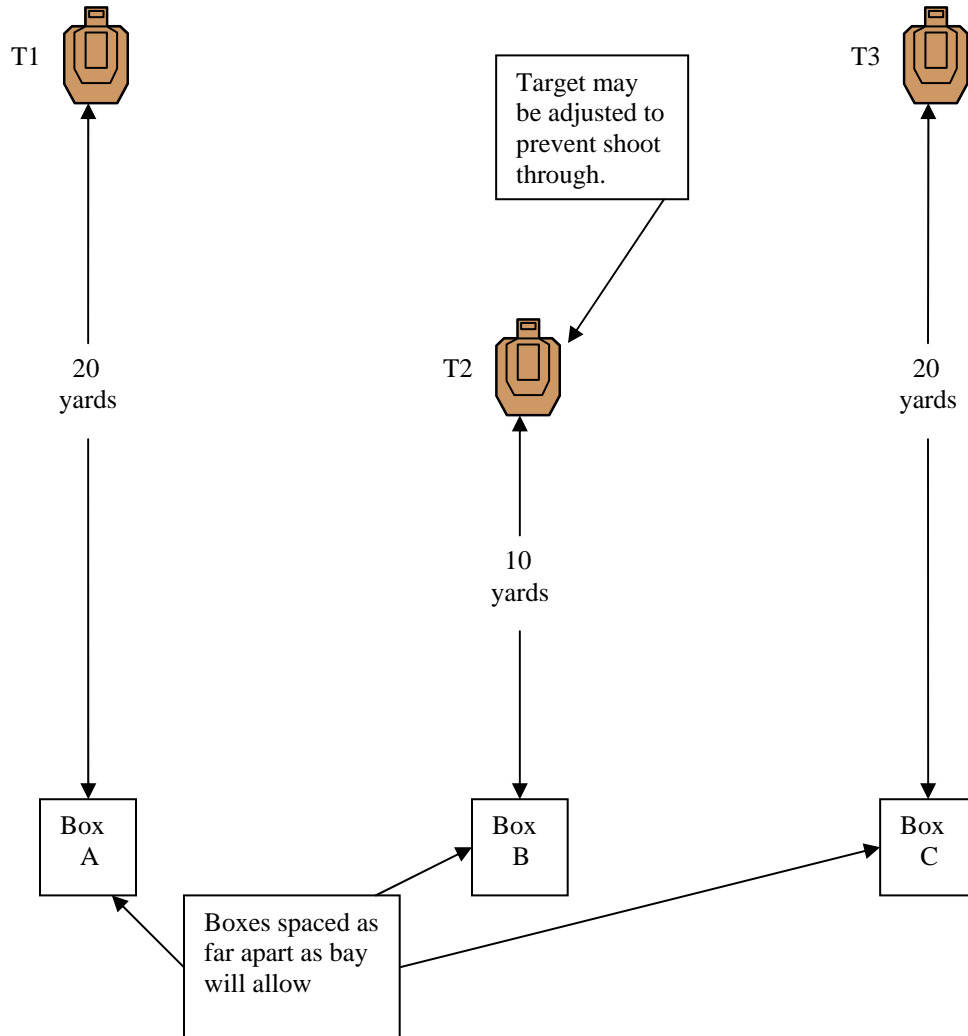
START POSITION: Shooter MUST start in Box B. Standing in box B hands relaxed at sides. Gun loaded in holster per ready condition 8.1.1 & 8.1.2

STAGE PROCEDURE

Upon start signal from Box B engage each target with 2 rounds. Shooter must transition to either Box A or C to engage each target with 2 rounds then transition to remaining box and engage each target with 2 rounds. Shooter must be in a box when engaging targets.

SCORING

SCORING: Virginia, 18 rounds, 90 points
TARGETS: 3 IPSC
SCORED HITS: Best 2 per IPSC, steel down = 1A
START-STOP: Audible - Last shot
PENALTIES: Procedural. -10
No-shoot hit. -10
Miss. -10



SETUP NOTES: Shooter boxes will be spaced as far apart as bay will allow. Center target may be adjusted to prevent shoot through issues.

RO NOTES:



CM 03-08

Madness

RULES: Practical Shooting Handbook, Latest Edition **COURSE DESIGNER:** Andy Hollar — Modifications by US Design Team

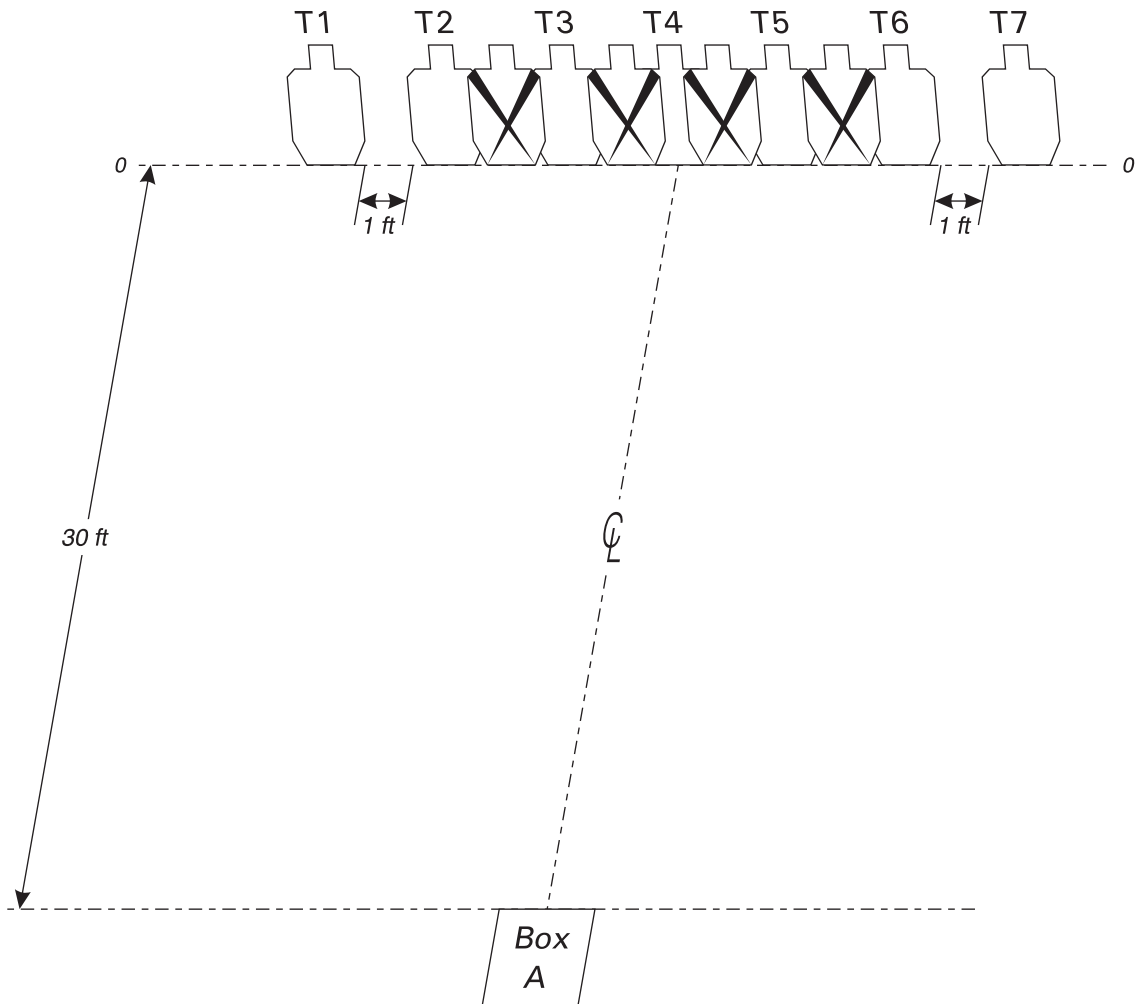
START POSITION: Standing in Box A facing targets, wrists above respective shoulders. Handgun is loaded and holstered as per ready condition in rule 8.1.1 and 8.1.2.

STAGE PROCEDURE

Upon start signal, from Box A only, engage T1-T7 with only one round per target, perform a mandatory reload and reengage T1-T7 with only one round per target.

SCORING

SCORING: Virginia Count, 14 rounds, 70 points
TARGETS: 7 IPSC
SCORED HITS: Best 2/paper
START - STOP: Audible - Last shot
PENALTIES: Per current edition USPSA Practical Shooting Handbook.
Failure to perform mandatory reload will result in one procedural penalty per shot fired.



SETUP NOTES: Targets are set to 5 feet high at shoulders. T4 is centered on centerline. T1 is one foot left of T2 non-scoring edge. T7 is one foot right of T6 non-scoring edge. No-shoot between T2 and T3 is set so perforation overlays the C zone perforation on T2 and T3. No-shoot



between T5 and T6 is set so perforation overlays the C zone perforation on T5 and T6. No-shoots between T3 and T4 and between T4 and T5 are set so the perforation overlays the A zone perforations on T4 and C zone perforations on T3 and T5. Shooting box is 3 feet by 3 feet.