

+++++
Ubi Libertas Habitat...



... Nostra Patria Est.!



Brazosland Pistoleros

NEXT MATCH: November 23, 2008

MATCH SET-UP: 8:30 a.m.

SHOOTING STARTS: 10 a.m. or When the Match is Set-up

November 2008

We have a match this Sunday! Paul has put together some great stages for us and we will be shooting a revolver side match. The four match stages will have a round count of 89. There are almost 20 pieces of steel scatter through the stages...bring plenty of ammo.

We will use a modified Breach The Door for the side match, it will be 18 rounds total (but there will be two pieces of steel), don't worry about having a holster for your wheel gun as you will be starting with the pistol on a barrel. Do worry about how to reload!

I want everyone to bring any speed loaders you have...some folks may need to borrow one.

The newsletter is coming to you a little differently than it normally does since I had some software compatibility problems that I just could not figure out how to get around...Paul is using a new version of Word and my old version just can keep up.

So, along with this page you should also have attached to this email three other stages. Sorry for the inconvenience, we will work on this in the coming month. The classifier will be CM 03-09. You find it by going to USPSA.org and clicking on the Addition Content tab.

We should have a little Bar-B-Q (or maybe turkey and dressing...) so bring an extra dollar or two for the can.

One other update that you may have noticed...we are now uploading our classifier scores to the USPSA web page, instead of mailing them. If we get them in by the tenth of the month they are posted on the 11th, otherwise they wait until the 11th of the next month. What this means to you is that we need you to check the scores as soon as they are posted after the match and notify me immediately if you think there has been an error with your score or division.

The weather this weekend is going to be a little wet and cold on Saturday, but Sunday is forecast to be warmer and dry. I am looking forward to seeing you Sunday,

Shoot safe,

Kevin J.

Freestyle, Near and Far

RULES: Practical Shooting Handbook, Latest Edition **COURSE DESIGNER:**

START POSITION: START POSITION: Standing in either Box. Gun is loaded and holstered per ready condition 8.1.1 and 8.1.2.

STAGE PROCEDURE

Upon start signal engage targets as they become visible.

SCORING

SCORING: Comstock, 30 rounds, 150 points
TARGETS: 15 IPSC,
SCORED HITS: Best per IPSC,
START-STOP: Audible - Last shot
PENALTIES: Procedural. -10
 Miss. -10

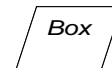
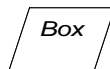

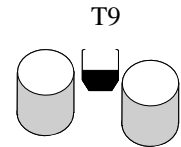
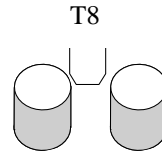
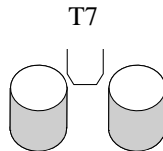
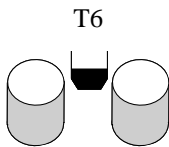
T10 T11



T12 T13



T14 T15



SETUP NOTES:

Put this stage in the left side of the large bay. Put the start boxes as far up range as safe. T1 – T5 are 45 degree stands. T6 – T9 set with top of head even with top of barrel. Barrels are in close to the target to limit the view. Position them to reduce the chance of hitting the stand for the far targets. T10 – T15 are as far back as terrain allows and set at normal height.

RO NOTES:

Breach the Door

RULES: Practical Shooting Handbook, Latest Edition **COURSE DESIGNER:** Paul Schleider

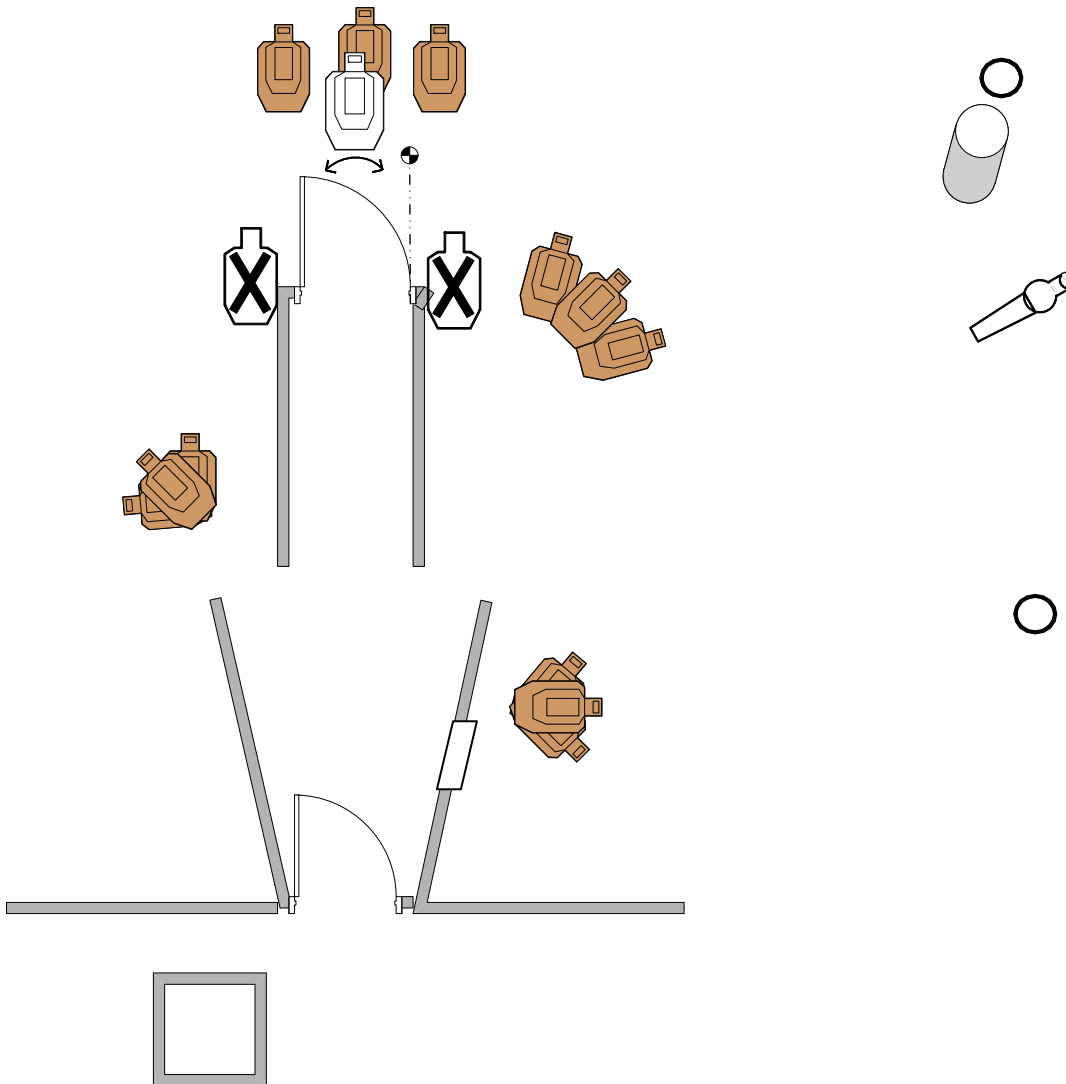
START POSITION: Standing erect in Box A, arms hanging naturally at sides. Handgun is loaded and holstered as per ready condition in rule 8.1.1 and 8.1.2.

STAGE PROCEDURE

Open door and engage targets as they become visible

SCORING

SCORING: Comstock, 27 rounds, 135 points
TARGETS: 12 IPSC, 1PP, 2 Steel plate
SCORED HITS: Best per IPSC, steel down = 1A
START-STOP: Audible - Last shot
PENALTIES: Procedural. -10
No-shoot hit. -10
Miss. -10



SETUP NOTES:

Clamshell target is activated by second door

RO NOTES:

Thanksgiving Dinner

RULES: Practical Shooting Handbook, Latest Edition **COURSE DESIGNER:**

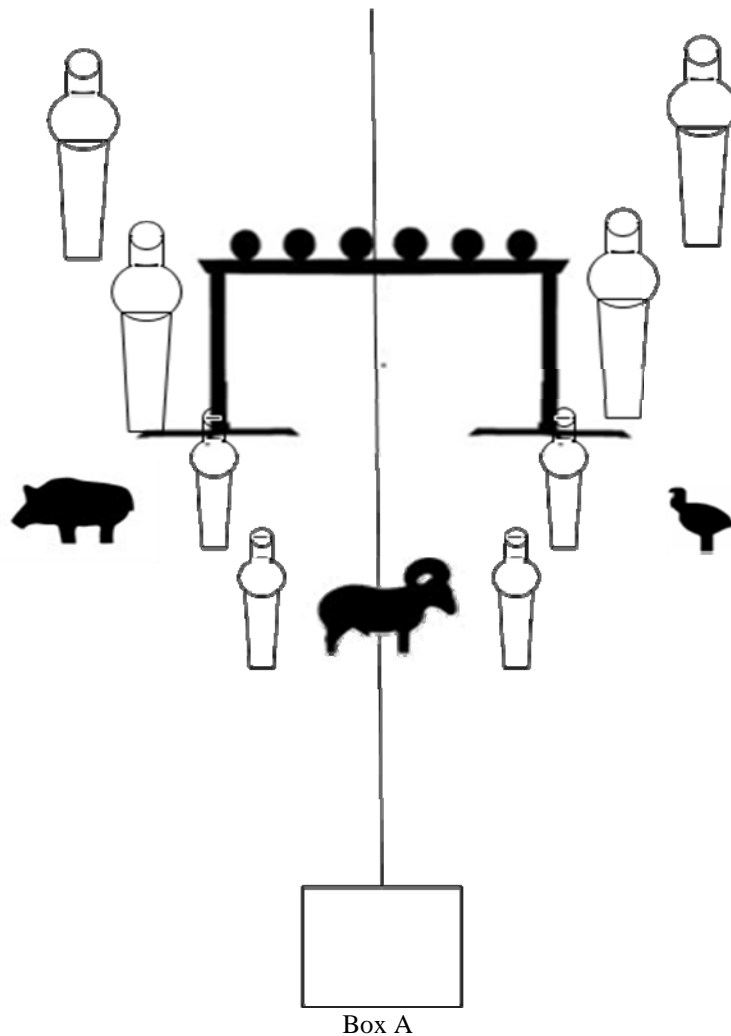
START POSITION: Standing erect in Box A, arms hanging naturally at sides. Handgun is loaded and holstered as per ready condition in rule 8.1.1 and 8.1.2.

STAGE PROCEDURE

Ram is the stop plate and must be the last target engaged.
Engage targets from starting box.

SCORING

SCORING: Comstock, 16 rounds, 80 points
TARGETS: IPSC, PP, USP
SCORED HITS: Best per IPSC, steel down = 1A
START-STOP: Audible - Last shot
PENALTIES: Procedural. -10
No-shoot hit. -10
Miss. -10



SETUP NOTES:

All targets are visible at starting signal
Closest targets set at 24 feet

RO NOTES:

5 point procedural for each shot fired after the stop plate is hit.



CM 03-09

On The Move

RULES: Practical Shooting Handbook, Latest Edition **COURSE DESIGNER:** Bill Chunn — Modifications by US Design Team

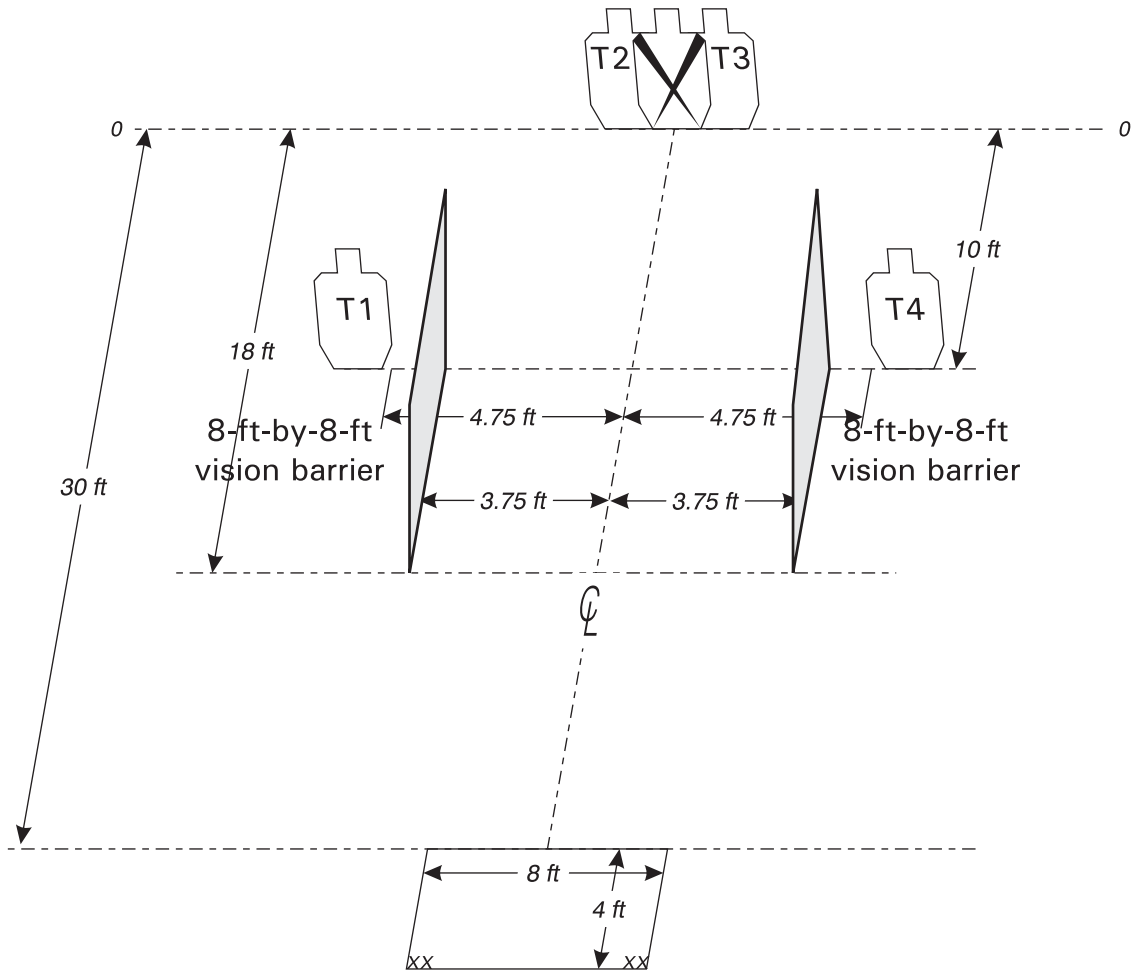
START POSITION: String 1 - Standing at either end of shooting area with heels touching X marks, hands hanging naturally at sides. String 2 - Standing at opposite end with heels touching X marks, hands hanging at sides. Handgun is loaded and holstered as per ready condition in rule 8.1.1 and 8.1.2.

STAGE PROCEDURE

- String 1. Upon start signal, engage T1-T4 with two rounds each as they become visible.
- String 2. Upon start signal, engage T1-T4 with two rounds each as they become visible.

SCORING

- SCORING:** Virginia Count, 16 rounds, 80 points
- TARGETS:** 4 IPSC
- SCORED HITS:** Best 4/paper
- START - STOP:** Audible - Last shot
- PENALTIES:** Per current edition USPSA Practical Shooting Handbook.



SETUP NOTES: Set paper targets to 5 feet at shoulders. The perforations of the no-shoot borders overlay the perforations of the lower A zones on T2 and T3.

