



Ubi Libertas Habitat...

... Nostra Patria Est.!



Brazosland Pistoleros

NEXT MATCH: Oct 25th, 2009

MATCH SET-UP: 8:30 a.m.

SHOOTING STARTS: 10 a.m. or When the Match is Set-up

October 2009

We have a match this Sunday!

Four great stages from our own President Emeritus Jerry Mosley. Please wish Jerry a Happy Birthday when you see him! I won't ruin his week by telling you how old he is this year, but I will tell you that if I am doing as well as Jerry when I am his age I will be very happy indeed. Happy Birthday Jerry!

Total round count on the four stages will be about 70, there is some steel so make sure you have some extra. Lots of movement on these stages, but I asked for some quick ones so we could shoot a side match.

Side match will be Dream and Shuffle combined into a 42 round rifle field course. I may change things up a little target wise, so be ready for a challenge.

Matches for the rest of the year are Nov 22 and a slight change in December to the 20th. Mark your calendars.

We should have great Fall weather on Sunday, but even though its not Summer don't forget your Sunscreen, lots of water and a good hat.

See you Sunday!

Kevin J.

Jerry's Dream

RULES: Practical Shooting Handbook, Latest Edition **COURSE DESIGNER:** Jerry Mosley

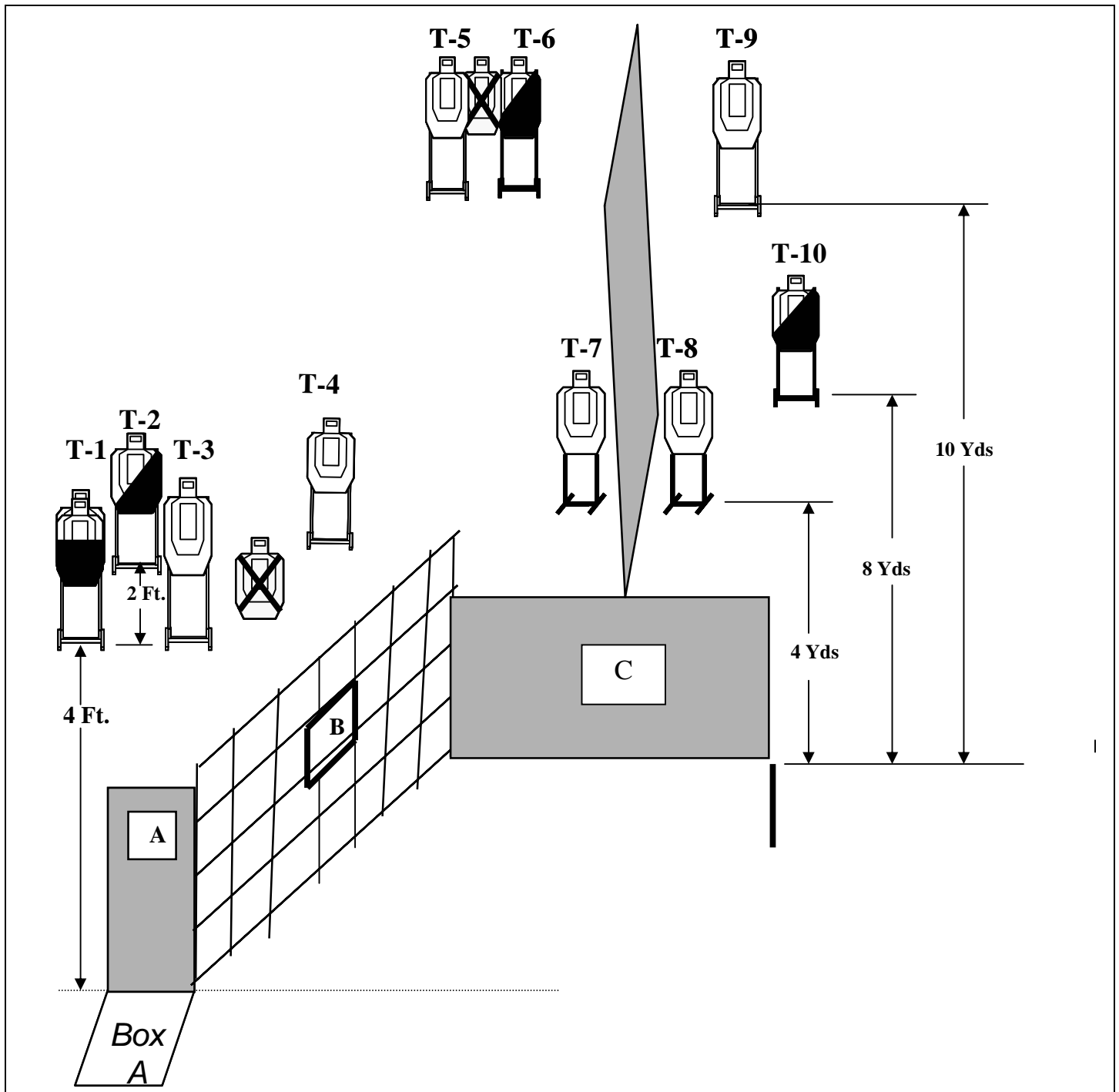
START POSITION: Standing in Box A, Hands flat on Barricade. Gun loaded in holster per ready condition 8.1.1 & 8.1.2 all ammo on shooters belt

STAGE PROCEDURE

On start signal engage each target as they become visible while remaining within the fault lines.

SCORING

SCORING: Comstock, 20 rounds, 100 points
TARGETS: 10 IPSC
SCORED HITS: Best 2 per IPSC, steel down = 1A
START-STOP: Audible - Last shot
PENALTIES: Procedural. -10
 No-shoot hit. -10
 Miss. -10



Jerry's Shuffle

RULES: Practical Shooting Handbook, Latest Edition **COURSE DESIGNER:** Jerry Mosley

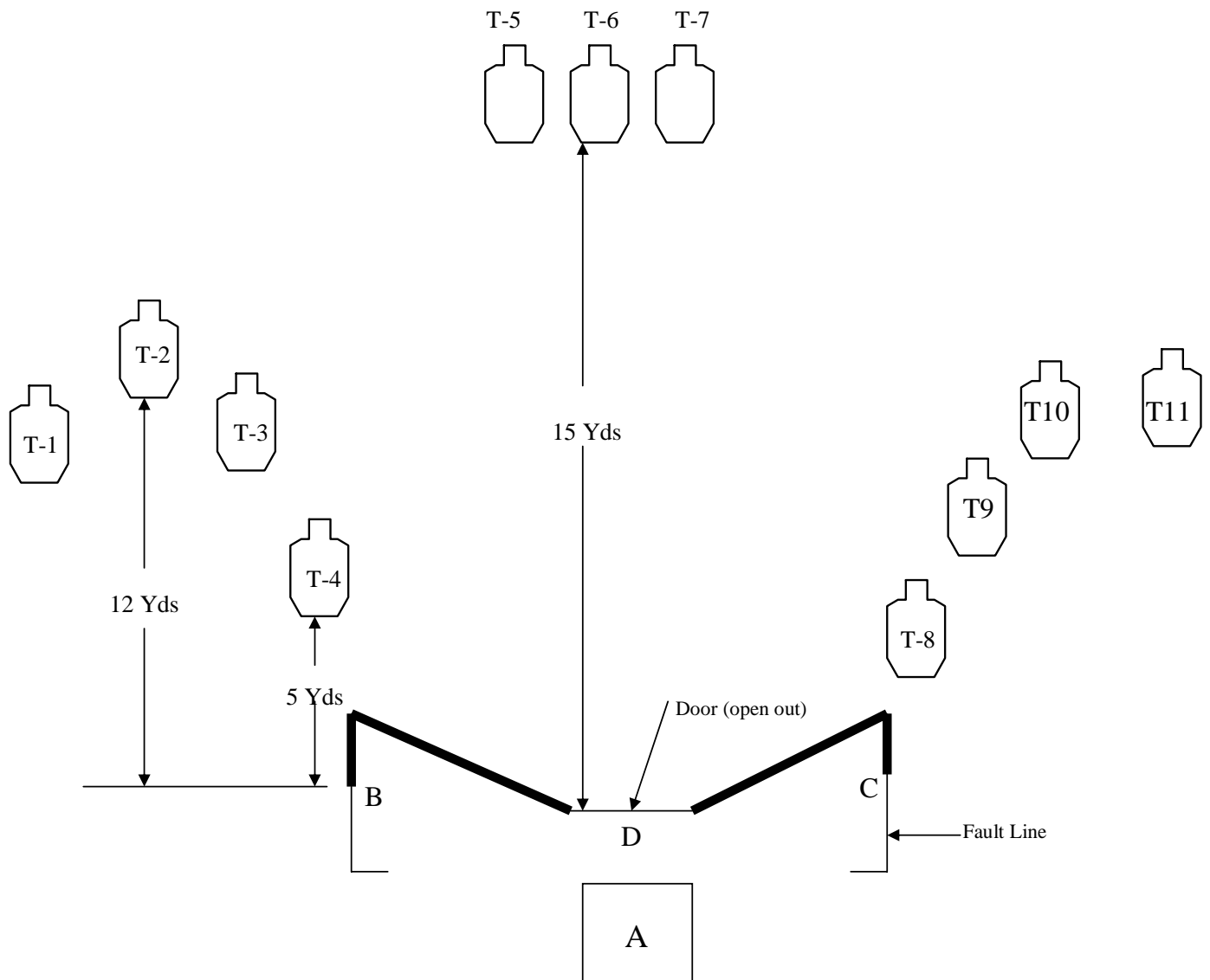
START POSITION: Standing in Box A facing down range with hands relaxed at sides. Gun loaded in holster per ready condition 8.1.1 & 8.1.2 all ammo on shooter belt

STAGE PROCEDURE

Upon start signal engage each target as they become visible while remaining within the fault lines.

SCORING

SCORING: Comstock, 22 rounds, 110 points
TARGETS: 11 IPSC
SCORED HITS: Best 2 per IPSC, steel down = 1A
START-STOP: Audible - Last shot
PENALTIES: Procedural. -10
 No-shoot hit. -10
 Miss. -10



SETUP NOTES: Door will out towards the shooter. They will have to pull it open.

RO NOTES:

YOUR CHOICE

RULES: Practical Shooting Handbook, Latest Edition **COURSE DESIGNER:** Jerry Mosley

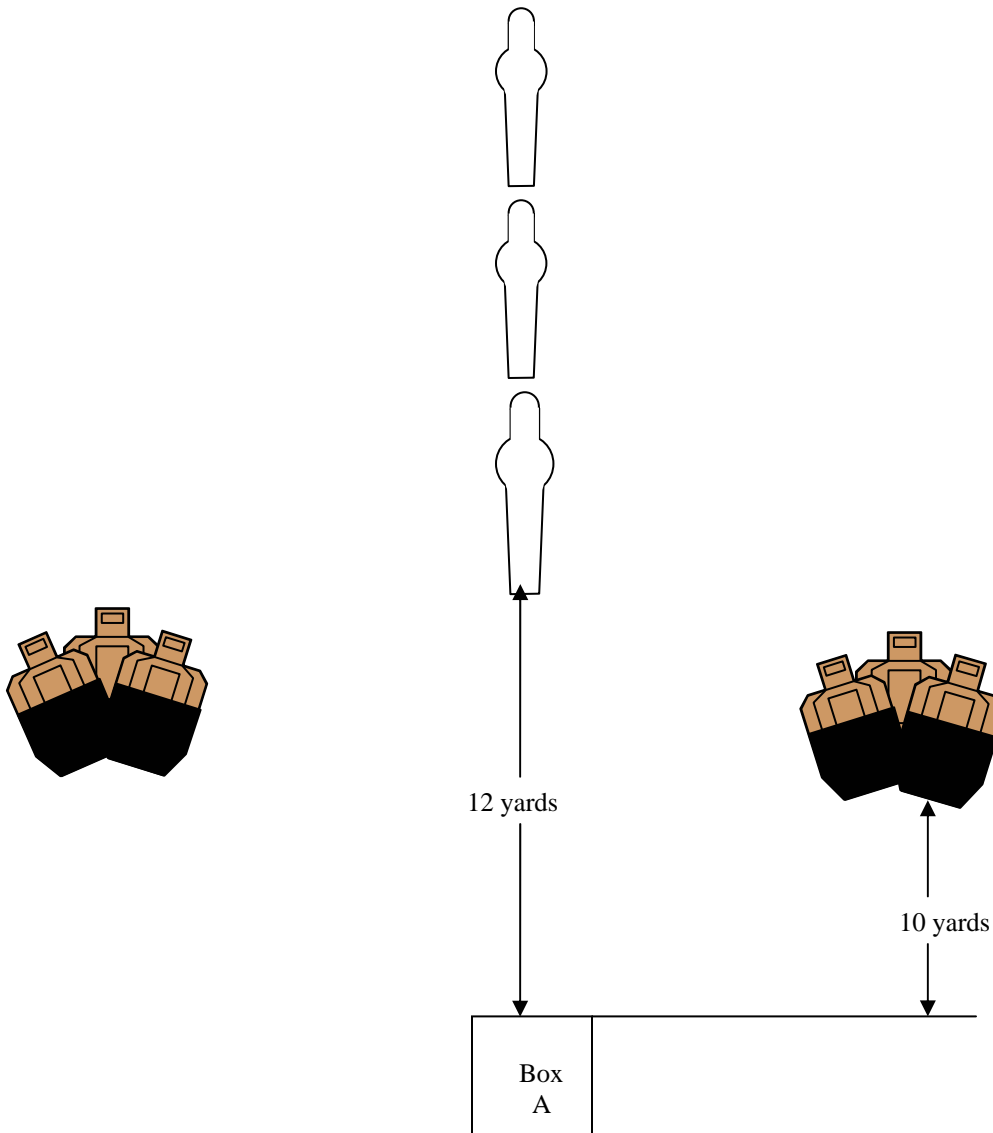
START POSITION: Standing in Box A, Facing Downrange, Hands at Sides. Gun loaded in holster per ready condition
8.1.1 & 8.1.2 All ammo on shooters belt.

STAGE PROCEDURE

On signal draw and engage T-1 thru T-6 with 2 rounds each.
Knock down P-1 thru P-3. Paper and steel may be shot in any order, your choice.

SCORING

SCORING: Comstock, 15 rounds, 75 points
TARGETS: 6 IPSC, 3 PP
SCORED HITS: Best 2 per IPSC, steel down = 1A
START-STOP: Audible - Last shot
PENALTIES: Procedural. -10
No-shoot hit. -10
Miss. -10



SETUP NOTES:

RO NOTES:



CM 03-05

Paper Poppers

RULES: Practical Shooting Handbook, Latest Edition **COURSE DESIGNER:** Clif King – Modifications by US Design Team

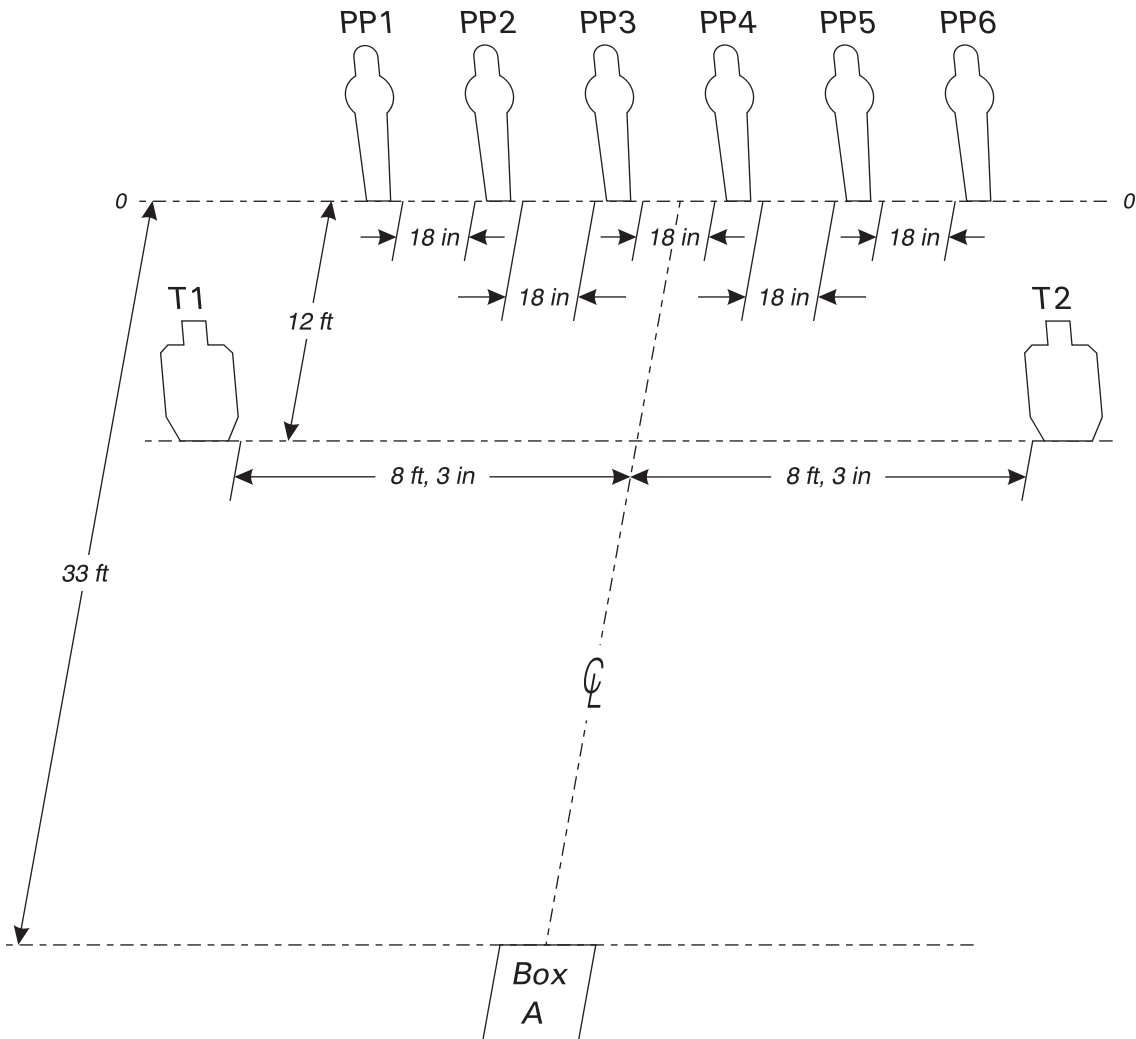
START POSITION: Standing in Box A, hands at surrender position (wrists above shoulders). Handgun is loaded and holstered as per ready condition in rule 8.1.1 and 8.1.2.

STAGE PROCEDURE

Upon start signal, engage either Array 1, or Array 2, perform a mandatory reload and engage the second array. Paper requires two rounds each and steel must fall to score. A mandatory reload is required whenever changing arrays. Array 1 = paper; Array 2 = steel.

SCORING

SCORING: Comstock, 10 rounds, 50 points
TARGETS: 2 IPSC, 6 Pepper poppers
SCORED HITS: Best 2/paper, KD = 1 A
START - STOP: Audible - Last shot
PENALTIES: Per current edition USPSA Practical Shooting Handbook.



SETUP NOTES: Set paper targets to 5 feet high at shoulders. Box A is 3-feet by 3-feet.

