



Brazosland Pistoleros

NEXT MATCH: Oct 22, 2006

MATCH SET-UP: 8:30 a.m.

SHOOTING STARTS: 10 a.m. or When the Match is Set-up

October 2006

OK folks, sorry to be getting this out to you so late this week but it has been a bit of a learning curve to get everything together on our own...but me and Brad got it together finally. Three good stages here and we will go back to our normal format of 4 stages total: 2 stages, 1 classifier and one combo. Total round count is 78 (if you don't miss...) Its going to be a beautiful day Sunday, if we have enough shooters interested I'd like to shoot the classifier again as a side match with your snub-nose carry gun. We will pull one target to make it 10 rounds total. I have couple of .38's that anyone can use if you don't have wheel gun. We will discuss it at the shooters meeting.

See you Sunday! Kevin J.

MODERN MOB JOB

By Brad Phair

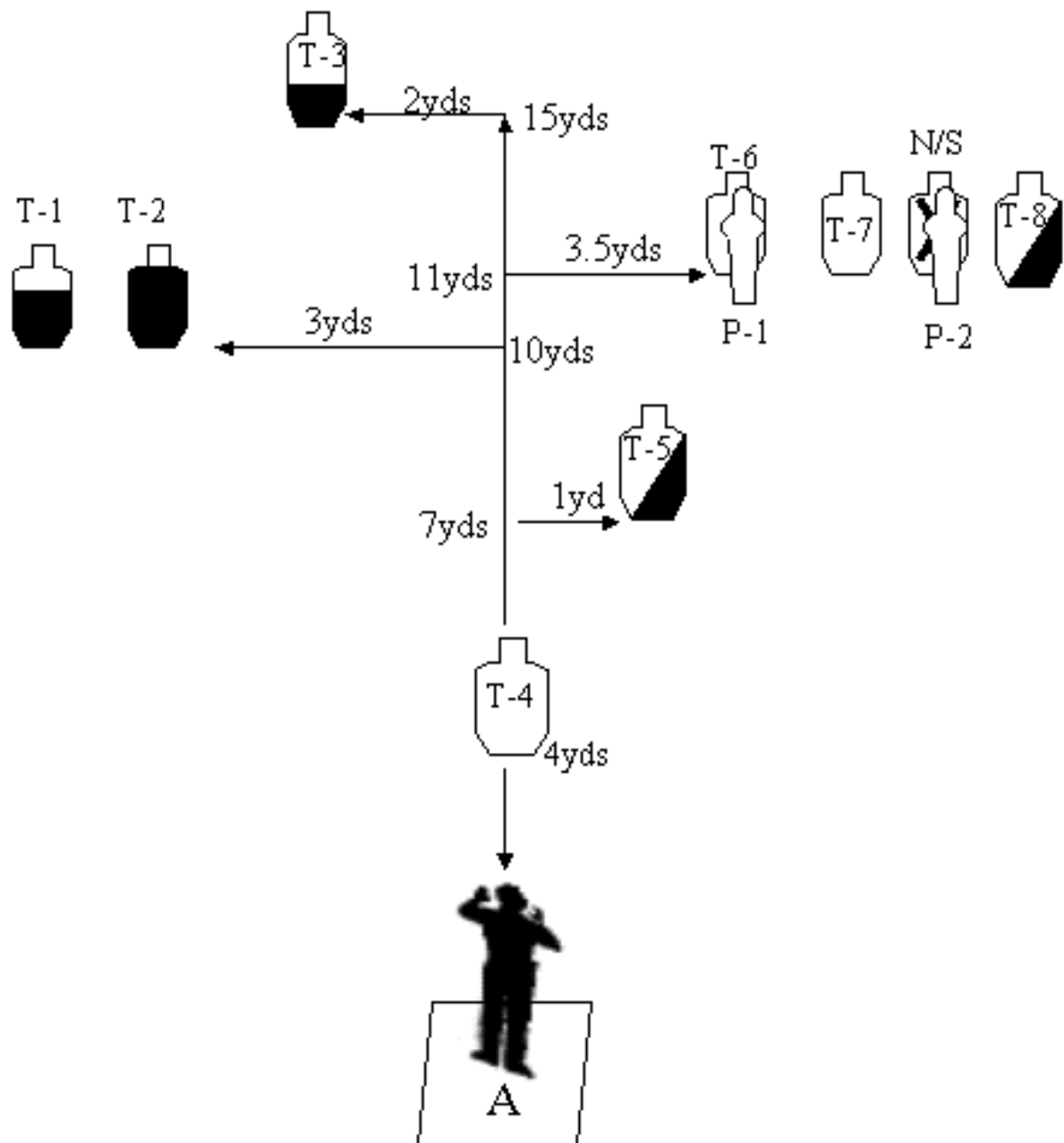
START POSITION: Standing in box A hands above shoulders

SCORING: Comstock, 18 rounds, 90 points

START- STOP: Audible- Last shot.

PENALTIES: As per current USPSA handbook.

STAGE PROCEDURE: On signal, draw and engage all targets freestyle with 2 rounds each, knock down poppers. Targets on the left must be shot as a group and targets on the right must be shot as a group. May start from either side. **Make a mandatory reload between the left and right side. T-4 may be shot with the side of your choice.**



BONG BONG BIP

By Brad Phair

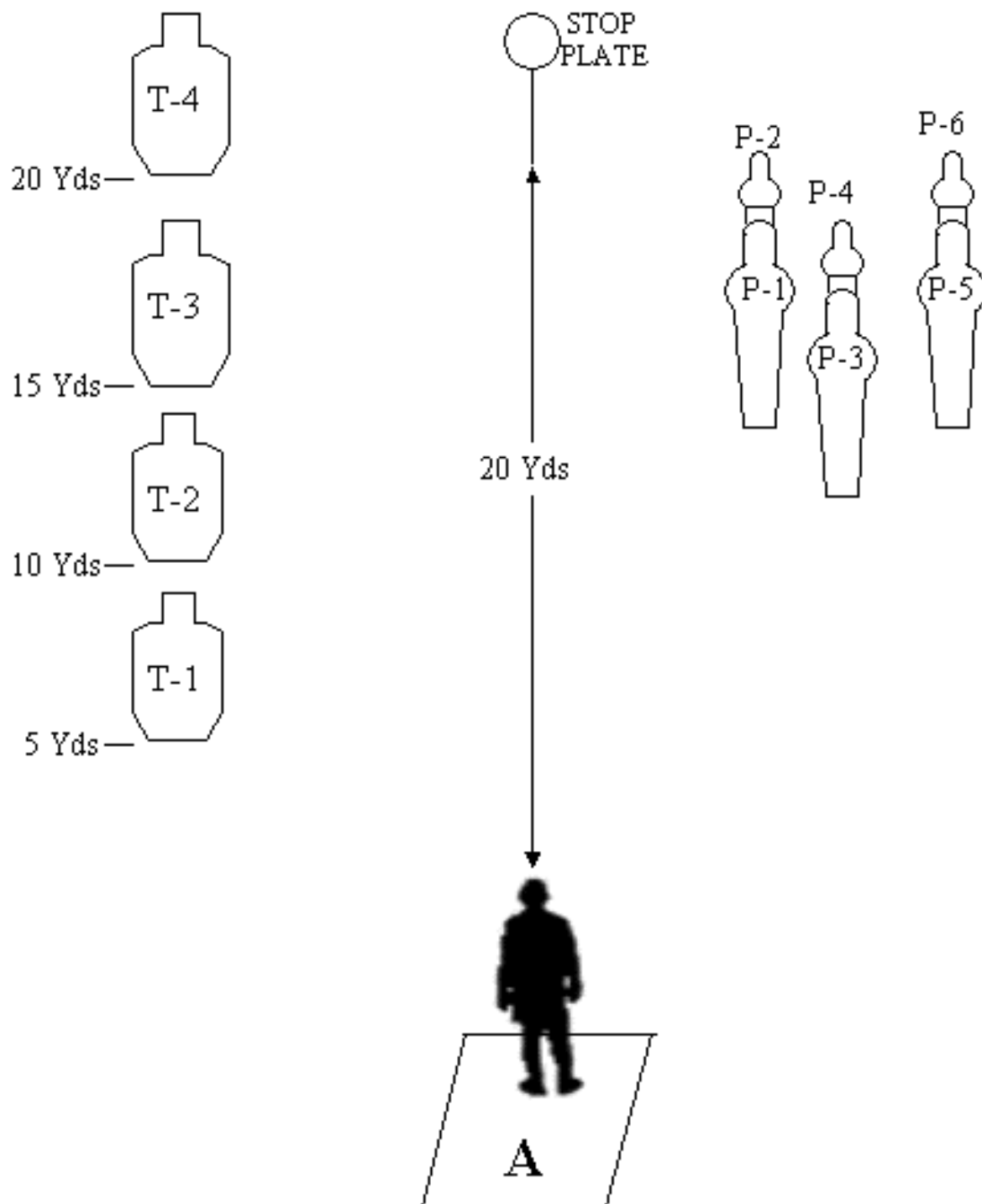
SCORING: Comstock, 15 rounds, 75 pts.

START POSITION: Standing in box A, hands at sides

START- STOP: Audible; when stop plate falls

PENALTIES: As per current edition USPSA handbook.

STAGE PROCEDURE: On start signal, draw and engage all targets with 2 rounds each, knock down steel, any order but stop plate must be last, freestyle. Time stops when stop plate falls





RULES: Practical Shooting Handbook, Latest Edition COURSE DESIGNER: Dan Ridgley

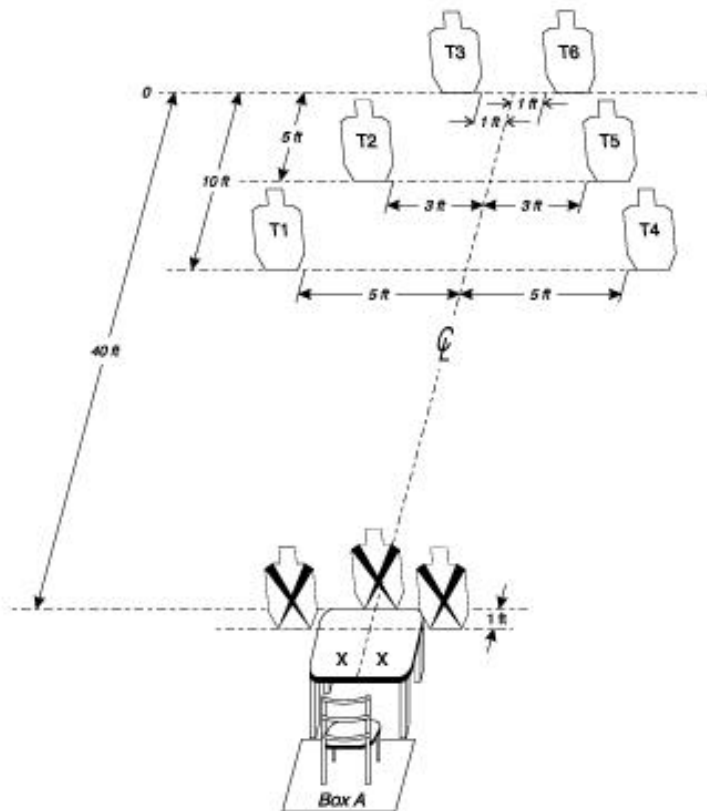
START POSITION: Seated in chair holding cards (there are two standard poker playing cards) one in each hand being held by the thumb and index finger, elbows on X's.

STAGE PROCEDURE

Upon start signal, from Box A, engage only T1-T3 (or only T4-T6) with only two rounds per target. Then make a mandatory reload and from Box A, engage only the three remaining targets with only two rounds per target. Competitor must remain in Box A for all shots fired but does not have to remain seated.

SCORING

SCORING: Virginia Count, 12 rounds, 60 points
TARGETS: 6 IPSC
SCORED HITS: Best 2/paper
START - STOP: Audible - Last Shot
PENALTIES: Per current edition USPSA Practical Shooting Handbook. Failure to make the mandatory reload will result in one procedural penalty per shot fired.



SETUP NOTES: Set targets to 5 feet at shoulders. Table is standard folding card table (40 inches by 40 inches). X's for elbow placement are 6 inches right and left of centerline and 6 inches in from edge of table nearest competitor. No-shoots are set so that the bases



of the no-shoots are at table height and sides are even with edge of table. Box A is 4 feet by 4 feet. There are two standard poker-playing cards, one is to be held in each hand by the thumb and index finger.