

+++++
Ubi Libertas Habitat...



... Nostra Patria Est.!



Brazosland Pistoleros

NEXT MATCH: August 26, 2007

MATCH SET-UP: 8:30 a.m.

SHOOTING STARTS: 10 a.m. or When the Match is Set-up

August 2007

We shoot our classifier match and Carbine side match this Sunday!!

Andy Harris has picked out some great classifiers for us to shoot. Two of these we couldn't normally shoot because of the limitations of the bay that we use for classifiers...but this month we will set them up in our big bay.

We will be shooting the following classifiers: 99-56, 99-34, 06-03, 06-10. USPSA now only requires 4 classifiers to get a classification so this is a great chance to shoot a revolver or some other type of handgun that you don't normally use to compete. Because of the added expense of submitting the classifiers our match fee for this match will be \$20...UNLESS you do not want more than one classifier submitted. In that case you may pay your normal match fee and 99-56 will be submitted as your classifier.

Side match: Carbine! We will shoot 99-56 and 99-34 as a combo stage (field course). All steel will be removed and replaced with paper targets. This should yield a round count of 30. A MANDATORY reload will be

required (just to make it interesting). We will break the carbine scoring into three divisions: Optic sights, Iron sights & M1 Garand. All carbine match targets will require two scoring hits. Is anyone interested in shooting this side match with a shotgun loaded with slugs? 30 slugs...hmm, that might be fun. Let me know if anyone is interested...we might add a division.

We will have our usual Bar-B-Q at the match. Donations are accepted by our cook to cover his expenses. Don't forget to bring plenty of water...its August and it WILL be hot.

These stages are relatively low round counts, including the Carbine match, but its August and we wanted to make sure the match ran quickly, but we still get to shoot a couple of guns.

We will need YOUR help setting up on Sunday morning! Classifiers require a greater amount of care and attention to detail to set-up, so it will take a bit longer and we can use all the help we can get. Our goal this month is to have a Shooters Meeting at 9:45AM and be hammer down at 10AM. See you there!

We are now accepting volunteers for Fall Match Directors. Let me know if you are interested. (you don't want me drawing stages!)

Bring plenty to drink,

See you (this) Sunday!

Kevin J.



CM 06-03

Can You Count

RULES: USPSA Rule Book, Current Edition

COURSE DESIGNER: Mark Ramsey and John Golson

START POSITION: Standing erect in Box A, arms hanging naturally at sides. Handgun is loaded and holstered as per ready condition in rule 8.1.1 and 8.1.2.

STAGE PROCEDURE

On signal, from Box A only:

String 1: Engage T1 with five rounds only. Perform a mandatory reload and engage T2 with five rounds only.

String 2: Engage T3 with five rounds only. Perform a mandatory reload and engage T4 with five rounds only.

Targets within a string may be engaged in any order without penalty

SCORING

SCORING: Virginia Count, 20 rounds, 100 points

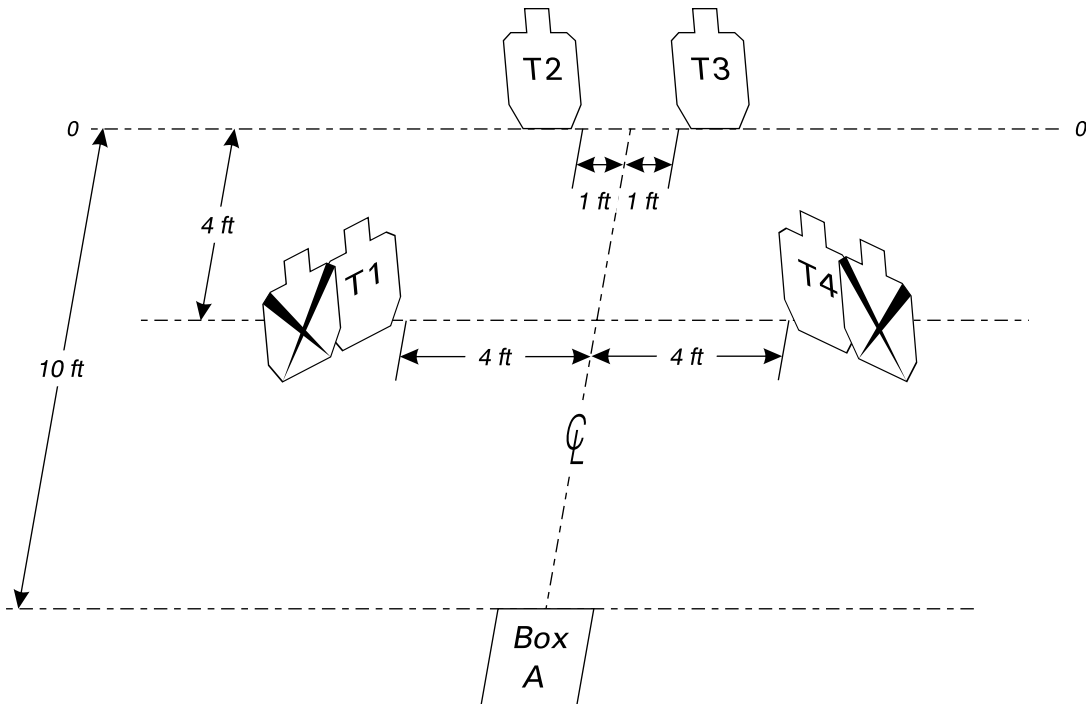
TARGETS: 4 IPSC

SCORED HITS: Best 5/paper

START - STOP: Audible - Last shot

PENALTIES: Per current edition of USPSA Rule Book.

Failure to perform reload is per-shot-fired penalty.



SETUP NOTES: Set targets T1 and T4 to 4 feet high at shoulders and angled at 45 degrees from the center line. Set targets T2 and T3 to 5 feet at shoulders. Scoring lines of no-shoots overlay C-zone scoring lines



of targets. Bottom of no-shoot is even with bottom of target. Box A is 3 feet by 3 feet.



CM 06-10

Steely Speed VII

RULES: USPSA Rule Book, Current Edition

COURSE DESIGNER: Nationals Design Team

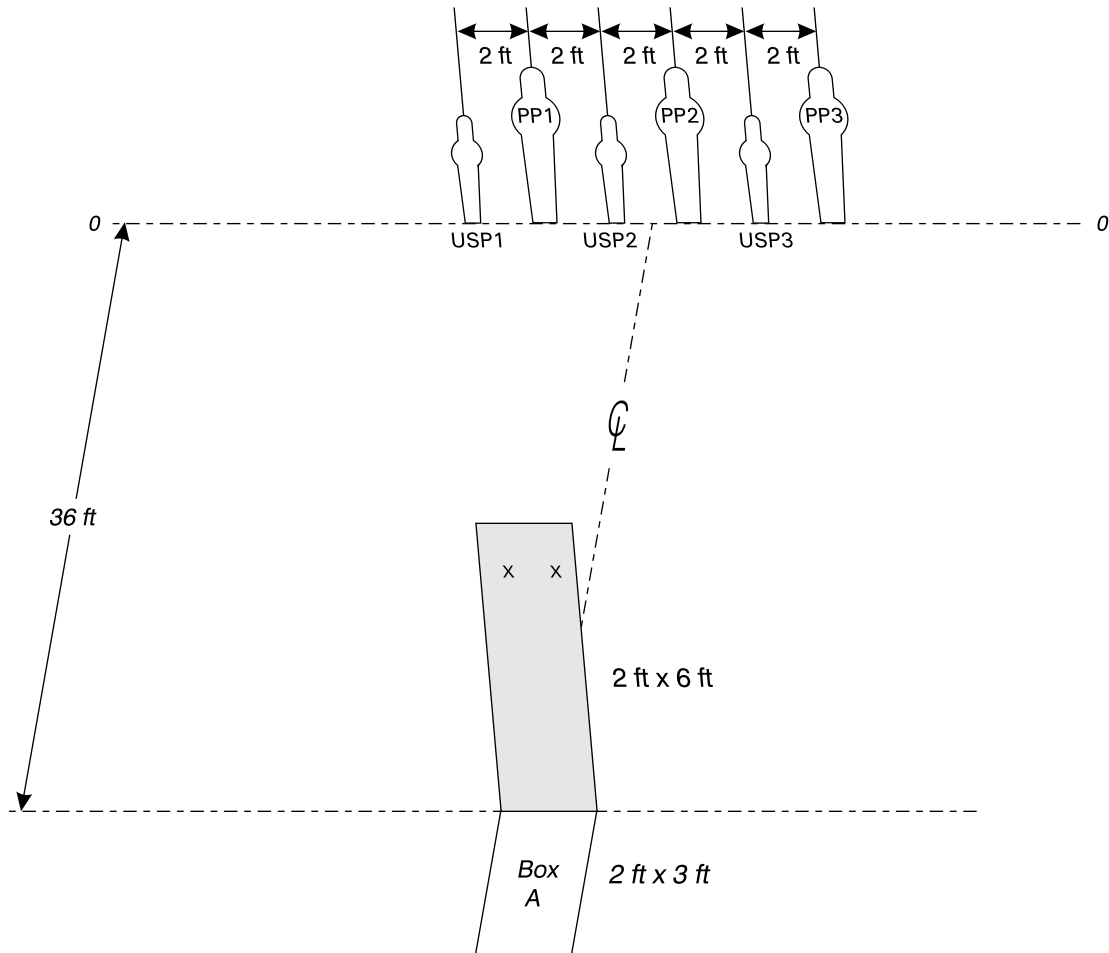
START POSITION: Standing behind barricade, hands on X's. Handgun is loaded and holstered as per ready condition in rule 8.1.1 and 8.1.2.

STAGE PROCEDURE

Upon start signal, engage all targets as visible. All rounds must be fired within the confines of the fault lines.

SCORING

SCORING: Comstock, 6 rounds, 30 points
TARGETS: 3 Pepper poppers, 3 US Poppers
SCORED HITS: KD = 1A
START - STOP: Audible - Last shot
PENALTIES: Per current edition of USPSA Rule Book.



SETUP NOTES: The popper array is centered on the 2-foot-by-6-foot barricade, 36 feet down range. The poppers are spaced 2 feet on center. Center of X's on barricade are 60 inches above ground, 12 inches apart, and each is 6 inches in from either edge.





CM 99-56

On The Upper Pad II

RULES: Practical Shooting Handbook, Latest Edition **COURSE DESIGNER:** Murray Gardner

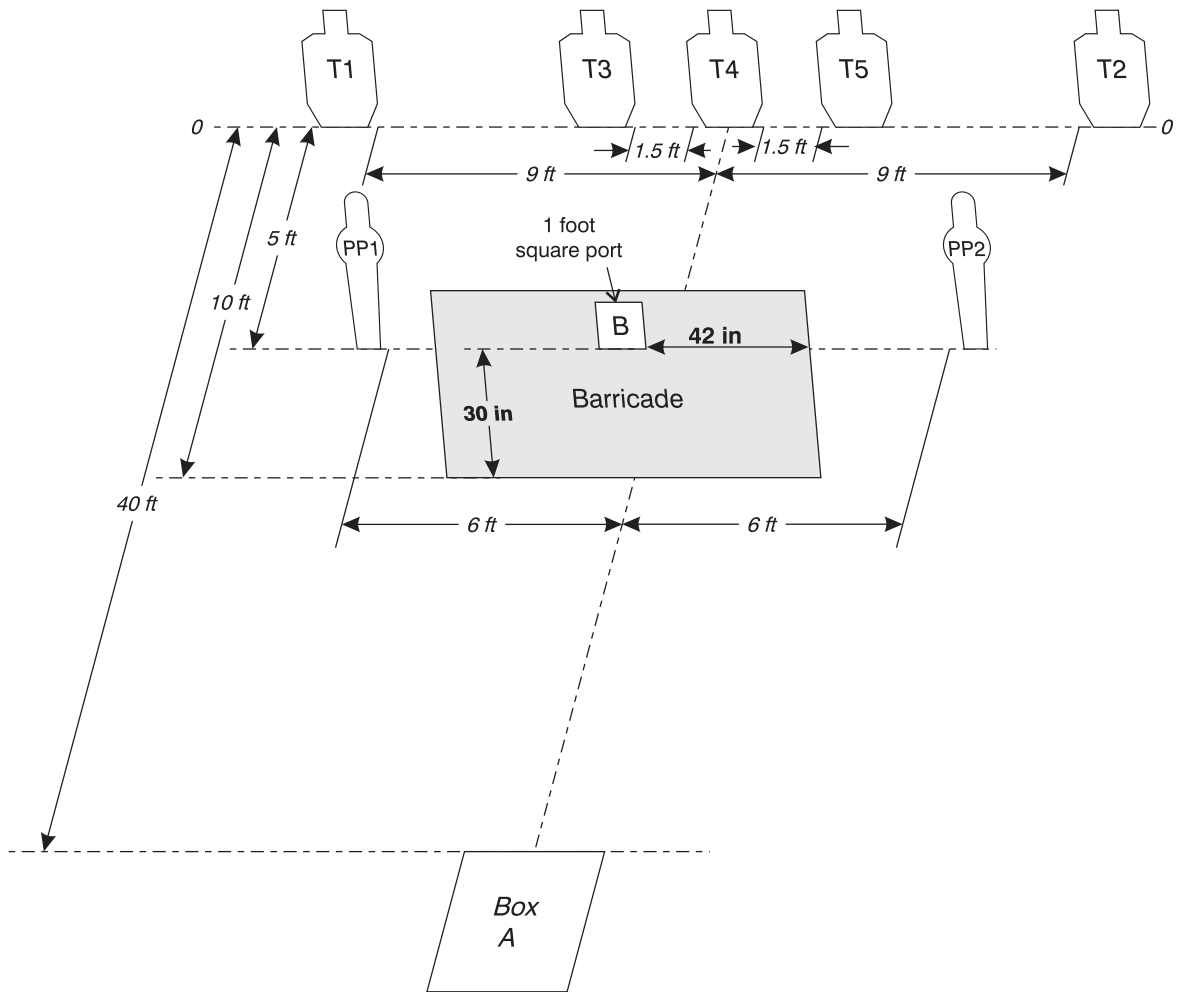
START POSITION: Standing in Box A facing targets with both palms pressed to ears or ear muffs. Handgun is loaded and holstered as per ready condition in rule 8.1.1 and 8.1.2.

STAGE PROCEDURE

Upon start signal, from Box A, engage only T1, T2, PP1 and PP2. Then engage only T3-T5 only through Port B.

SCORING

SCORING: Comstock, 12 rounds, 60 points
TARGETS: 5 IPSC, 2 Pepper poppers
SCORED HITS: Best 2/paper, KD = 1 A
START - STOP: Audible - Last shot
PENALTIES: Per current edition of USPSA Practical Shooting Handbook.
Assess one penalty per shot fired at T3-T5 which do not pass through Port B.



SETUP NOTES: Set paper targets to 4 feet 6 inches high at shoulders. Barricade is 8 feet by 4 feet. Box A is 3 feet by 3 feet.

