

+++++
Ubi Libertas Habitat...



... Nostra Patria Est.!



Brazosland Pistoleros

NEXT MATCH: June 22, 2008

MATCH SET-UP: 8:30 a.m.

SHOOTING STARTS: 10 a.m. or When the Match is Set-up

June 2008

Wow, that was fast... Our match is this Sunday the 22th. It sort of snuck up on me this month... I am really looking forward to seeing everyone at the match.

Brian Hagen is our MD and Brian is getting very creative with his stages, good job Brian. I think everyone will enjoy this stuff. I need some volunteers for this Fall's match schedule...so don't be shy!

We have the summer planed out with a Tactical Shotgun Match with a 30 round pistol stage in July & I think we be hosting a Classifier Match in August. So, September is waiting for someone to be MD.

This months' side match will be a practice for next months shotgun match...it will be 9 rounds if you don't miss, one of those 9 will be fired into our new Breaching Door.

You have to "Breach" the door before you can pass through and complete the stage. Don't know what a Breaching Door looks like? Go to the Pistoleros Forum and look at the pics there...your target is a 1x2 stick

that holds the door closed. Do I need to tell you that at two feet your shotgun pattern does not open much and that little stick can be easy to miss?

Shotguns will start with maximum 6 rounds loaded.

I have had a couple of folks ask me about buying IPSC targets. They cost us about \$45 per 100. If anyone wants a case, or wants to split a case with another member I'll have a sign up sheet the match. I will be ordering targets next month, so I can include these orders with ours.

The weatherman says its gonna be HOT. Don't forget to bring sunscreen and plenty of water as the weather warms up.

Shoot safe,

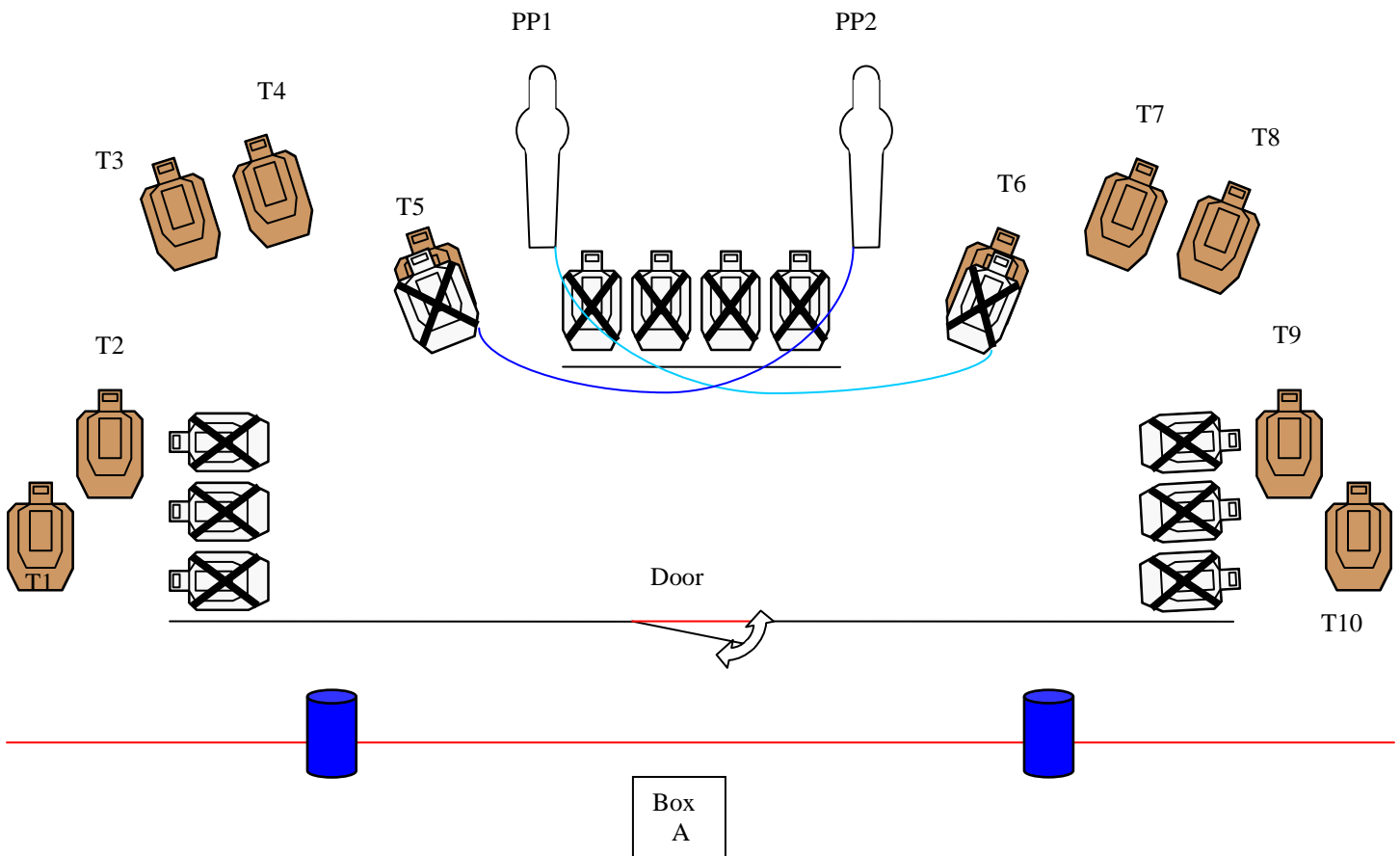
Kevin J.

Barrels & Barriers

RULES: Practical Shooting Handbook, Latest Edition **COURSE DESIGNER:** Brian Hagen A58003 March 2008

<p>START POSITION: Standing in box A facing up range with back and shoulders square to the fault line, hands above respective shoulders in surrender position. Gun and magazine is setting on top of barrel of shooters choice unloaded and unsupported.</p>	
<p style="text-align: center;">STAGE PROCEDURE</p> <p>Upon start signal retrieve gun and shoot targets as they become visible remaining behind the fault line. Steel must fall to score.</p>	<p style="text-align: center;">SCORING</p> <p>SCORING: Comstock, 22 rounds, 110 points TARGETS: 10 IPSC, 2 PP, USP SCORED HITS: Best per IPSC, steel down = 1A START-STOP: Audible - Last shot PENALTIES: Procedural. -10 No-shoot hit. -10 Miss. -10</p>

d



<p>SETUP NOTES: T5 & T6 are bear trap targets. PP1 activates T6. PP2 activates T5. Fault line is set 3 feet from front barrier. Each barrel will be set on shooter side of fault line centered in middle of the barrier. Barrier between PP1 & PP2 can be either barrier or row of no shoot targets.</p>	<p>RO NOTES:</p>
---	-------------------------

Get your groove on

RULES: Practical Shooting Handbook, Latest Edition **COURSE DESIGNER:** Brian Hagen A58003

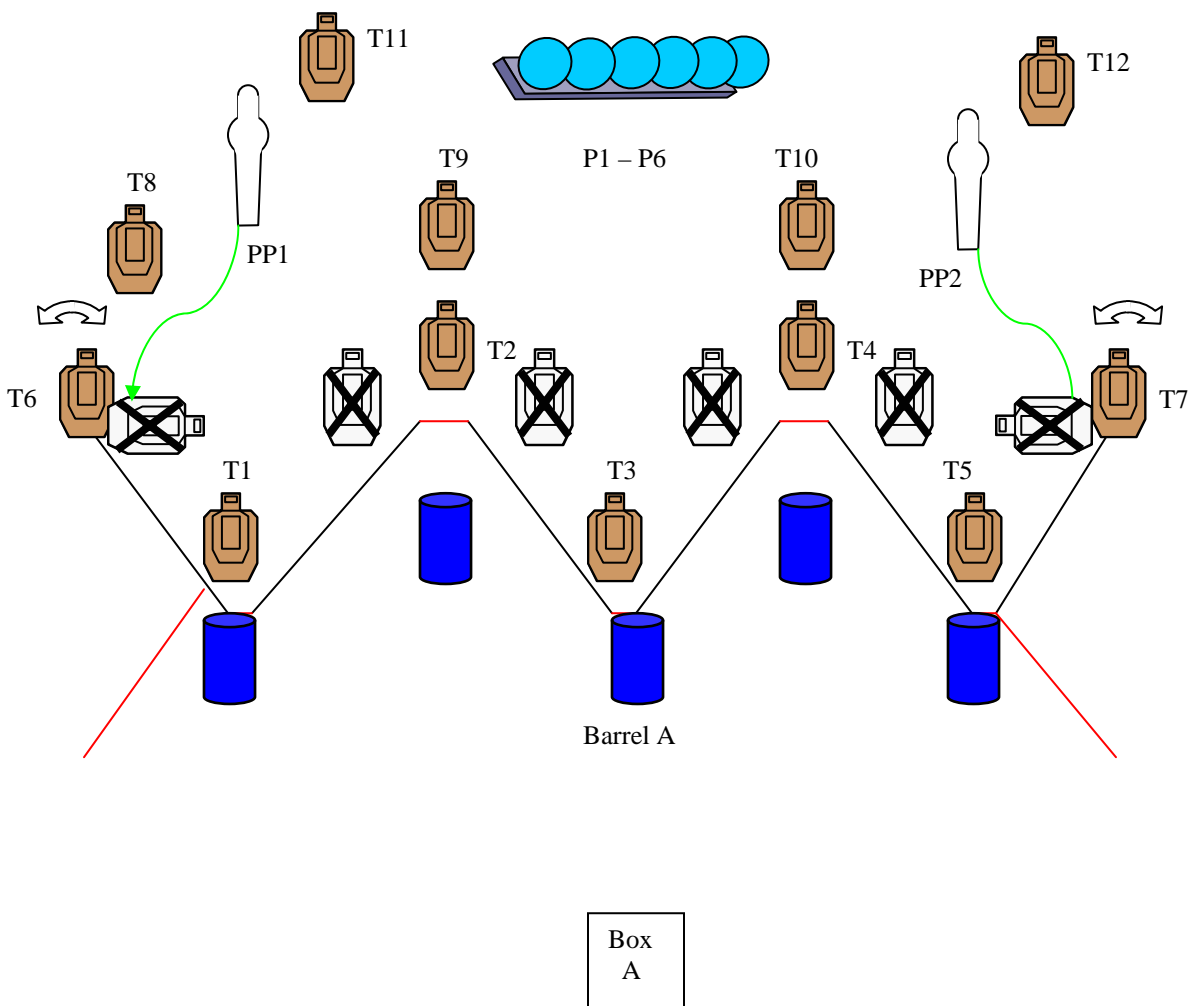
START POSITION: Standing in box A with hands above respective shoulders in surrender, gun loaded and unsupported on barrel A pointing down range. All extra ammo on shooters belt.

STAGE PROCEDURE

Upon start signal retrieve gun off barrel A and engage each target as they become visible remaining behind the fault lines. Steal must fall to score. PP1 will activate T6 and PP2 will activate T7.

SCORING

SCORING: Comstock, 32 rounds, 160 points
TARGETS: 12 IPSC, 2 PP, 6 USP
SCORED HITS: Best per IPSC, steel down = 1A
START-STOP: Audible - Last shot
PENALTIES: Procedural. -10
 No-shoot hit. -10
 Miss. -10




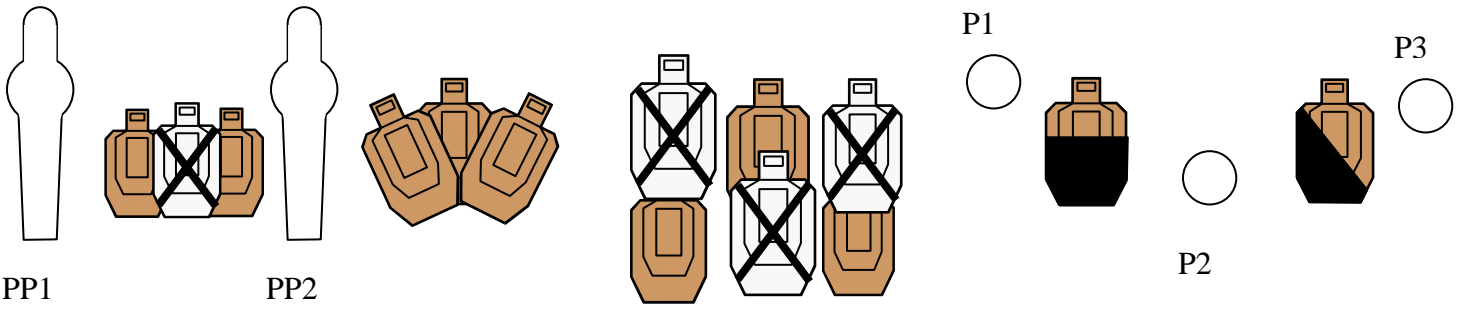
SETUP NOTES: T1 – T5 are 45 degree targets. T6 & T7 are swinging targets. PP1 will activate T6 and PP2 will activate T7. T6 & T7 will be set to show half the target when setting still. Red lines are fault lines and black lines are barriers.

RO NOTES:

Poker Raid

RULES: Practical Shooting Handbook, Latest Edition **COURSE DESIGNER:** Brian Hagen A58003 June 2008

START POSITION: Setting at the card table with back against the back of chair, knees under table and both hands on the table. Gun unloaded and unsupported setting on the barrel of shooters choice.	
<p style="text-align: center;">STAGE PROCEDURE</p> <p>Upon audible start signal retrieve your gun from top of barrel and engage targets as they become visible. PP1 & - PP2 must be shot from box A and P1 - P3 must be shot from box B.</p>	<p style="text-align: center;">SCORING</p> <p>SCORING: Comstock, 25 rounds, 125 points TARGETS: 10 IPSC, 2 PP, 3 Plates SCORED HITS: Best 2 per IPSC, steel down = 1A START-STOP: Audible - Last shot PENALTIES: Procedural. -10 No-shoot hit. -10 Miss. -10</p>



SETUP NOTES: P1 set at 5 feet in height. P2 set at 18" and P3 set at 3 Feet.	RO NOTES:
---	------------------



CM 99-41

Works For Me

RULES: Practical Shooting Handbook, Latest Edition **COURSE DESIGNER:** Joe DeSimone

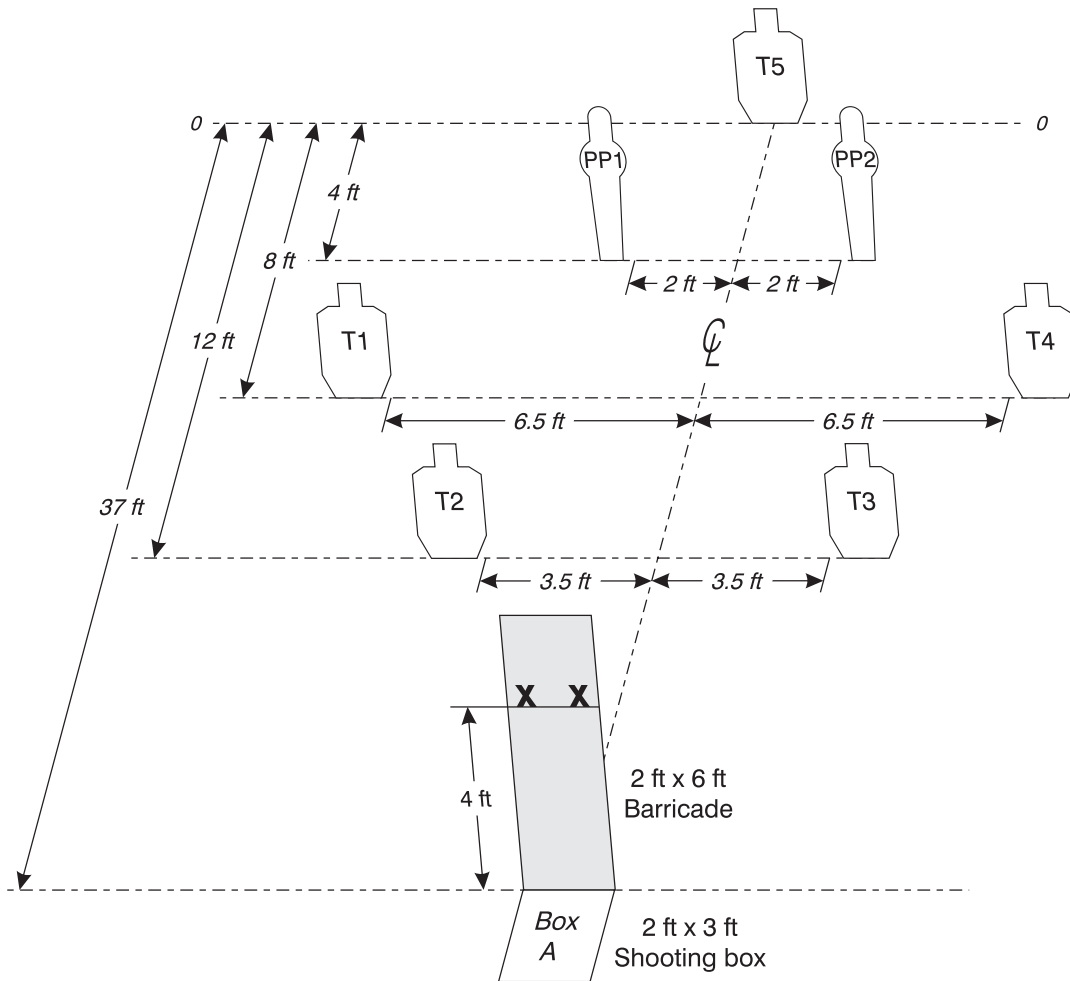
START POSITION: Standing in Box A with palms flat on barricade covering X marks. Handgun is loaded and holstered as per ready condition in rule 8.1.1 and 8.1.2.

STAGE PROCEDURE

Upon start signal, from Box A, engage the appropriate targets from either side of the barricade. Then make a mandatory reload and from Box A engage the appropriate targets from the other side of the barricade. T1 and T2 must be engaged from only the left side of the barricade. T3 and T4 must be engaged from only the right side of the barricade. T5, PP1 and PP2 may be engaged from either side of the barricade. No further reload is required to engage targets after completing the original stage procedure.

SCORING

SCORING: Comstock, 12 rounds, 60 points
TARGETS: 5 IPSC, 2 Pepper poppers
SCORED HITS: Best 2/paper, KD = 1 A
START - STOP: Audible - Last shot
PENALTIES: Per current edition of USPSA Practical Shooting Handbook.
Failure to perform mandatory reload will result in one procedural penalty for each shot fired.



SETUP NOTES: Set paper targets to 5 feet high at shoulders. X marks are placed 6 inches inside each edge of barricade.

