

+++++
Ubi Libertas Habitat...



... Nostra Patria Est.!



Brazosland Pistoleros

NEXT MATCH: June 24, 2007

MATCH SET-UP: 8:30 a.m.

SHOOTING STARTS: 10 a.m. or When the Match is Set-up

June 2007

It's time to shoot again! Our Match Director this month is Bob Allen. Two 28 round stages and a 24 round classifier for us this month from Bob with a total round count of 80. Thank you to Bob and to all the other members who have stepped forward to serve as MD. We need some more for this Fall, so jump on up and get your name on the list.

I hated to call last months match because of the weather, but it rained cats and dogs at the range that morning so I guess you could say it was the right decision. I'm looking forward to getting out to finally shoot on Sunday!

We may all be wishing for some rain come Noon on Sunday...the weather is forecast to be clear and sunny with highs in the low 90's. Bring water, bring more water!

The stages we have this month should be fun, easy to set-up and easy to tear down...so we should be in and out in a timely manner. Notice I didn't say easy to shoot...these stages are a good mix of fun/speed and technical shooting. Make sure you bring your front sight for this months match and for you new shooters take a look at

these stages and get your plan together on how you want to shoot them and practice moving to your left and right without breaking the 180. That's good advice for the rest of us as well.

I want to say Thank you! To everyone that came out and worked and shot our 3 Gun match. It was a great day and we had a blast. (some more than others...our .308 shooters were filling the sky with dirt and IPSC target body parts from the low mounted close range targets!)

Our RO class is scheduled for the 30th, and there are a few spots left. We will also be having a Section approved classifier match (4 stages & some sort of carbine side match) for our August match. Andy Harris will be MD...see him with questions.

See you Sunday & Shoot safe,

Kevin J.

Payne's Pain

RULES: Practical Shooting Handbook, Latest Edition **COURSE DESIGNER:** Bob Allen, TX

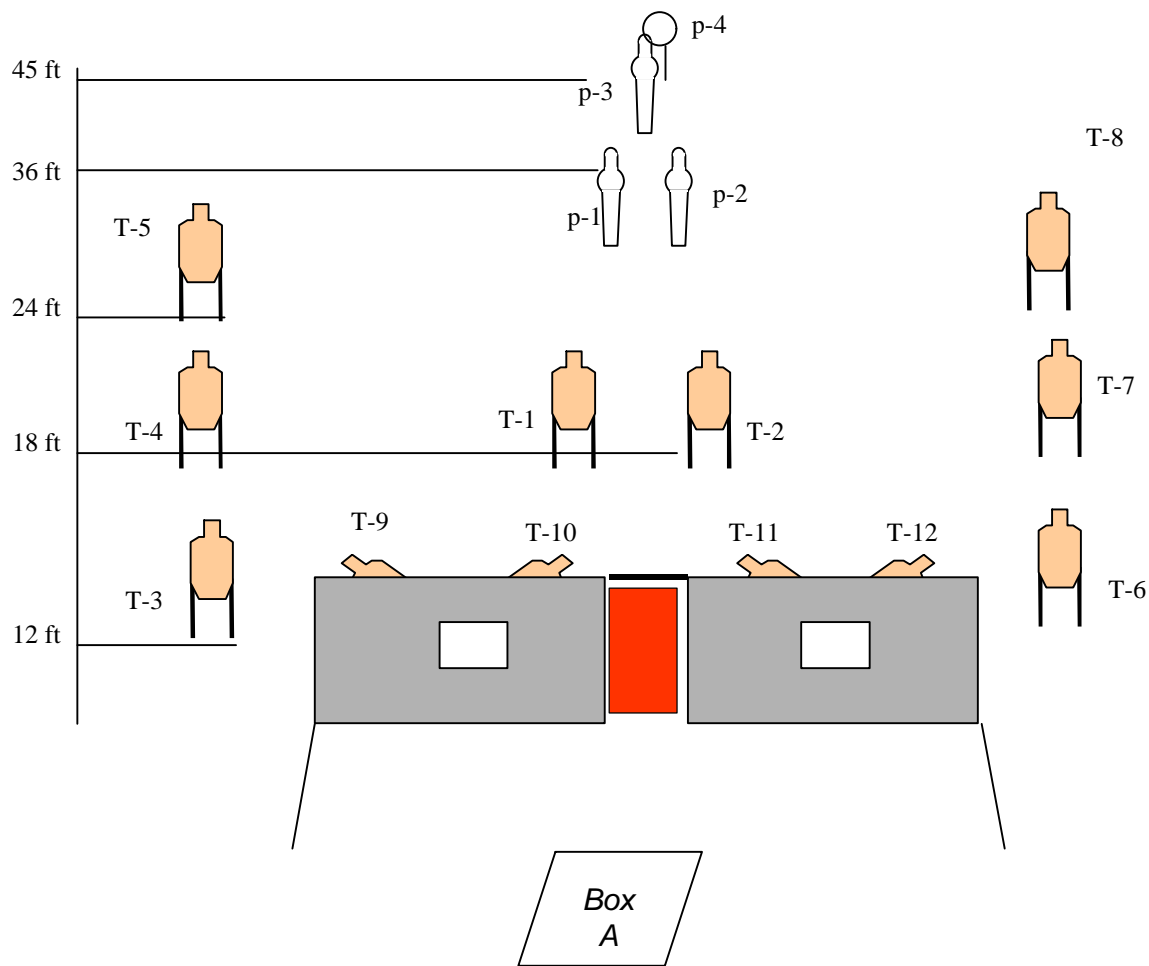
START POSITION: Standing in box A, facing down range hands, clasped at parade rest.

STAGE PROCEDURE

On signal, brush aside curtain in doorway and engage P1-4 and T1 & 2. Engage T9&10 and T11-12 through ports. Remaining targets must be engaged around respective ends of barricades.

SCORING

SCORING: Comstock, 28 rounds
TARGETS: IPSC, PP, plate
SCORED HITS: 2 Best per IPSC, Steel Down = 1A
START-STOP: Audible - Last shot
PENALTIES: Procedural. -10
 No-shoot hit. -10
 Miss. -10



SETUP NOTES:

RO NOTES:

Allen Alleys

RULES: Practical Shooting Handbook, Latest Edition **COURSE DESIGNER:** Bob Allen , TX

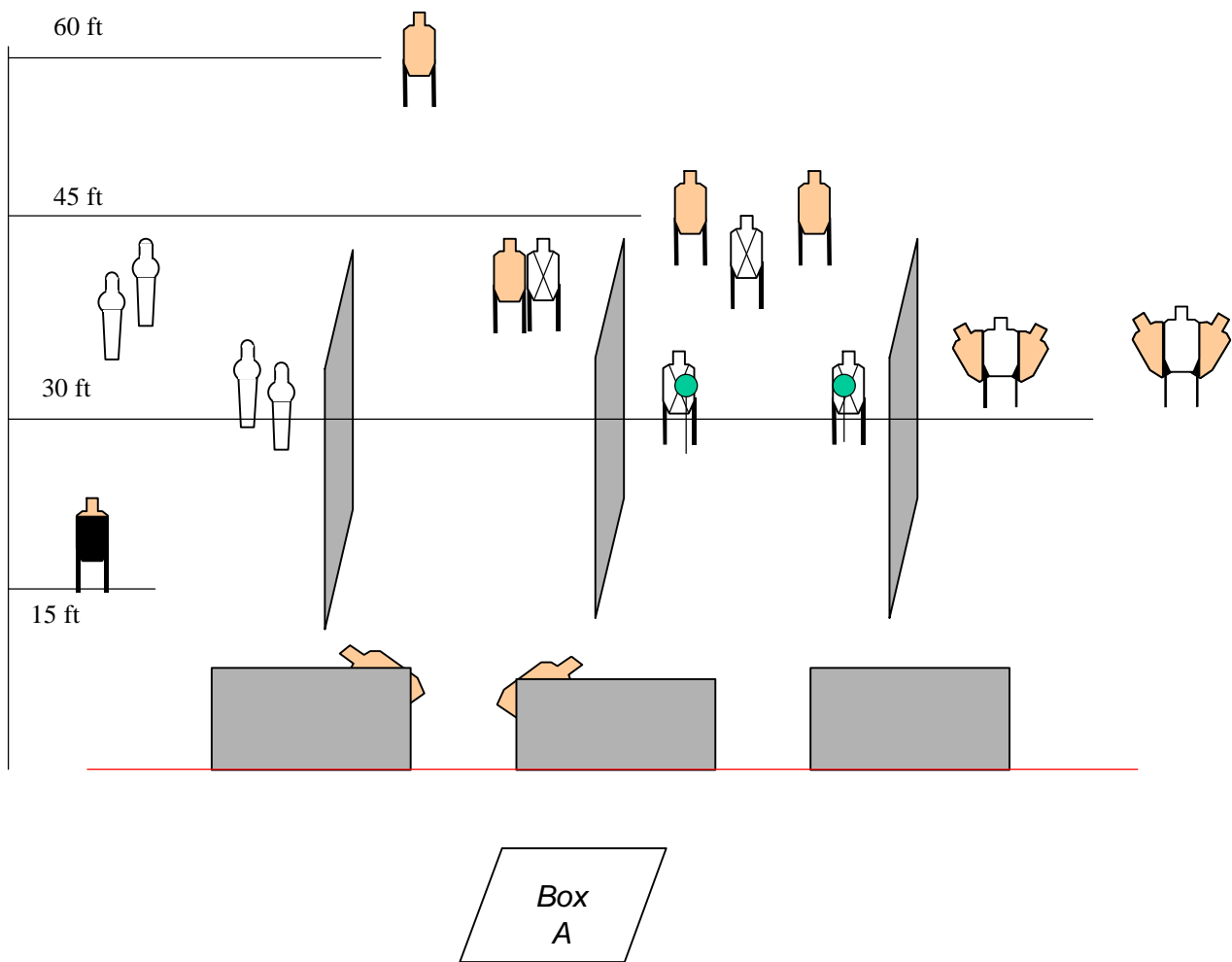
START POSITION: Standing in Box A, facing up range, hands at sides.

STAGE PROCEDURE

On signal, engage all targets as they become visible.

SCORING

SCORING: Comstock, 28 rounds
TARGETS: IPSC , PP, plate
SCORED HITS: 2 Best per IPSC, Steel Down = 1A
START-STOP: Audible - Last shot
PENALTIES: Procedural. -10
 No-shoot hit. -10
 Miss. -10



SETUP NOTES:

RO NOTES:



CM 06-06

Golden Bullet Standards

RULES: USPSA Rule Book, Current Edition

COURSE DESIGNER: NorCal Section

START POSITION: Standing in Box A, facing targets, hands relaxed at sides. Handgun is loaded and holstered as per ready condition in rule 8.1.1 and 8.1.2.

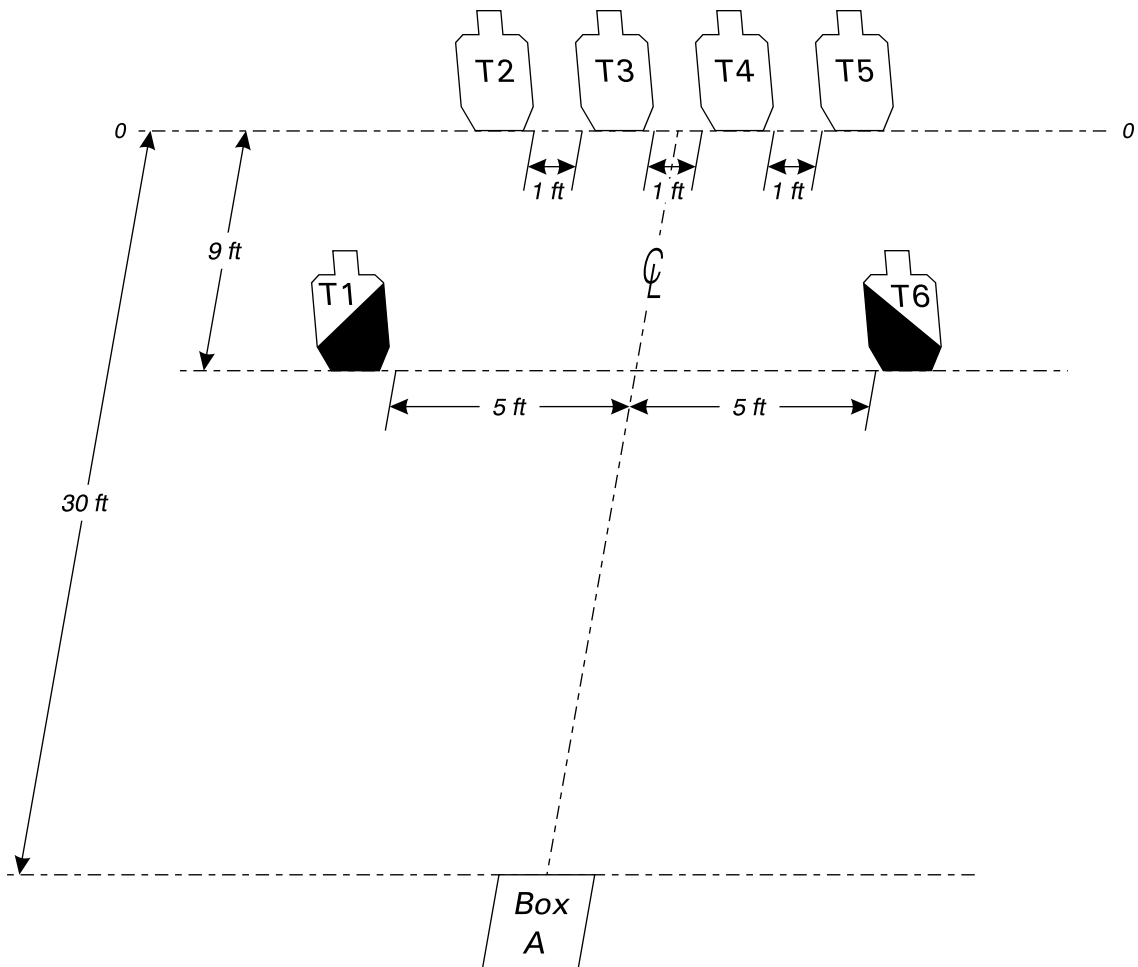
STAGE PROCEDURE

- String 1 On signal, engage targets with one round each, perform a mandatory reload and re-engage each target with one round each strong hand only.
- String 2 On signal, engage each target with one round each, perform a mandatory reload and re-engage each target with one round each weak hand only.

For both strings, all rounds fired must be from within Box A.

SCORING

- SCORING:** Virginia Count, 24 rounds, 120 points
- TARGETS:** 6 IPSC
- SCORED HITS:** Best 4/paper
- START - STOP:** Audible - Last shot
- PENALTIES:** Per current edition of USPSA Rule Book. One procedural per shot fired for failing to reload when specified.



SETUP NOTES: Set paper targets to 5 feet high at shoulders. Box A is 3 feet by 3 feet. Hard cover on T1 and T6 runs diagonally from lower shoulder to top of angled cut at the bottom.

