



Ubi Libertas Habitat...

... Nostra Patria Est.!



Brazosland Pistoleros

NEXT MATCH: April 26, 2009

MATCH SET-UP: 8:30 a.m.

SHOOTING STARTS: 10 a.m. or When the Match is Set-up

April 2009

We have a match this Sunday! Four good stages that will make you think and shoot.

Club dues are now payable if you haven't paid already. I am on the hunt for a 20 foot container for us to buy, so every penny of your dues this year are going to go for a very good cause...set-up and tear down should be much, much easier with a better storage building. If you know anyone in the business that will give us a deal, let me know ASAP.

Please take a look at your calendars...I'd like to have a workday on Saturday, May 16th. It will only be for a few hours in the morning, starting at 9AM. We will be hauling off the junk in our bay, doing clean-up and mowing, and filling in a few holes. We also

need to build a new Safe Area table (or rebuild the one we have), so any tools you can bring will be put to good use. Let me know if this date does or does not work for you.

If it's not too hot, we will have some Bar-B-Q and do a little shooting afterwards.

Don't forget the Friends of the NRA is next Tuesday, you can get tickets from Paul.

See you Sunday!

Kevin J.

Pick One

RULES: Practical Shooting Handbook, Latest Edition **COURSE DESIGNER:** Brad Phair, Tx

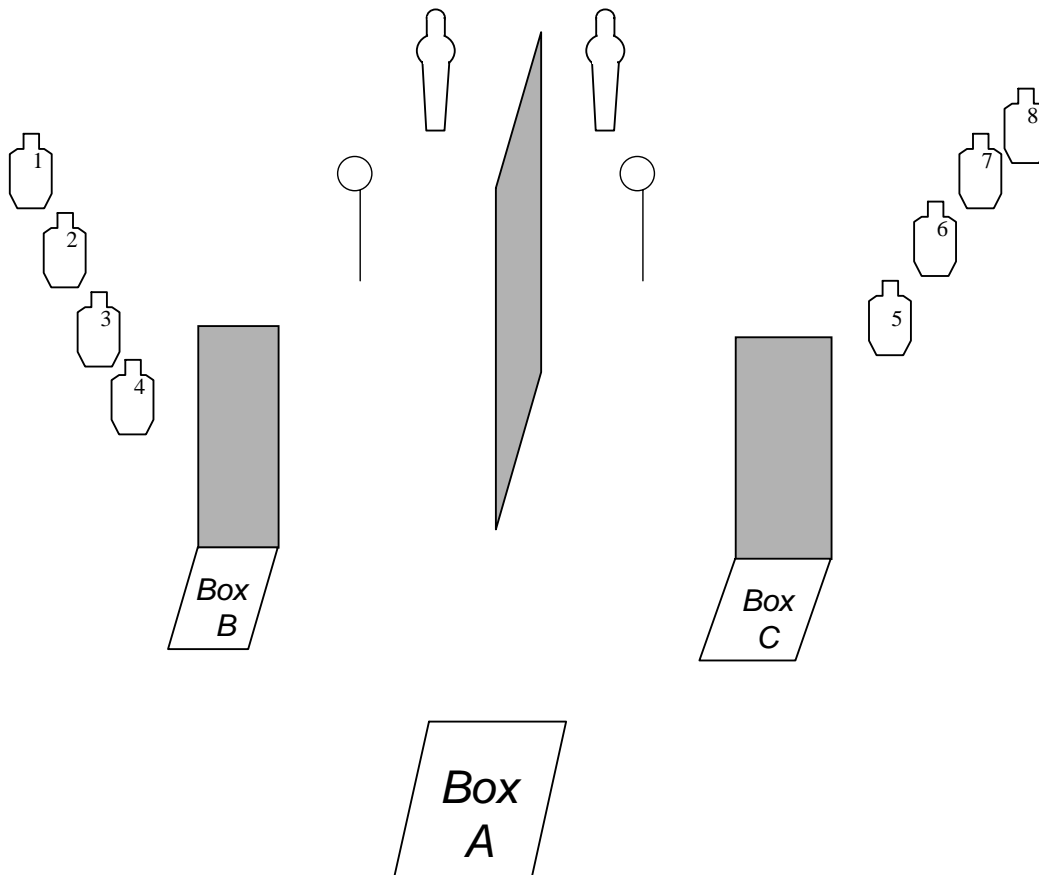
START POSITION: Standing in box A, facing up range, hands at surrender.

STAGE PROCEDURE

T1-4 must be engaged from Box B. T5-8 must be engaged from Box C.

SCORING

SCORING: Comstock, 20 rounds, points
TARGETS: 8 IPSC, 2 PP, 2 Plates
SCORED HITS: Best 2 per IPSC, steel down = 1A
START-STOP: Audible - Last shot
PENALTIES: Procedural. -10
No-shoot hit. -10
Miss. -10

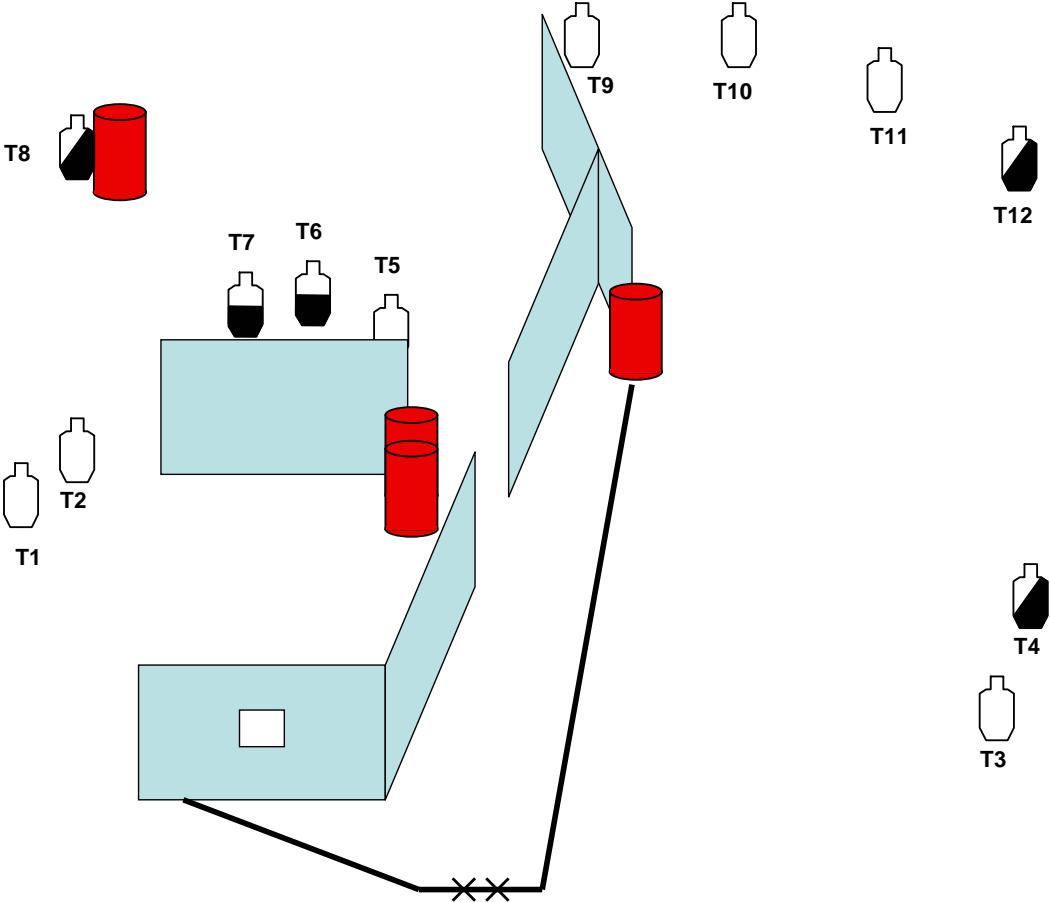


RO NOTES:

Where and How

RULES: Practical Shooting Handbook, Latest Edition **COURSE DESIGNER:** K. Jimmerson, TX A-53978

START POSITION: Standing at start position heels on X's. Pistol is loaded in ready condition.	
<p style="text-align: center;">STAGE PROCEDURE</p> <p>On signal engage targets as visible from within the fault lines.</p>	<p style="text-align: center;">SCORING</p> <p>SCORING: Comstock, 24 rounds, 120 points TARGETS: 12 IPSC, PP, USP SCORED HITS: Best 2 per IPSC, steel down = 1A START-STOP: Audible - Last shot PENALTIES: Procedural. -10 No-shoot hit. -10 Miss. -10</p>



SETUP NOTES:	RO NOTES:
---------------------	------------------

Take'em!

RULES: Practical Shooting Handbook, Latest Edition **COURSE DESIGNER:** Brad Phair, TX

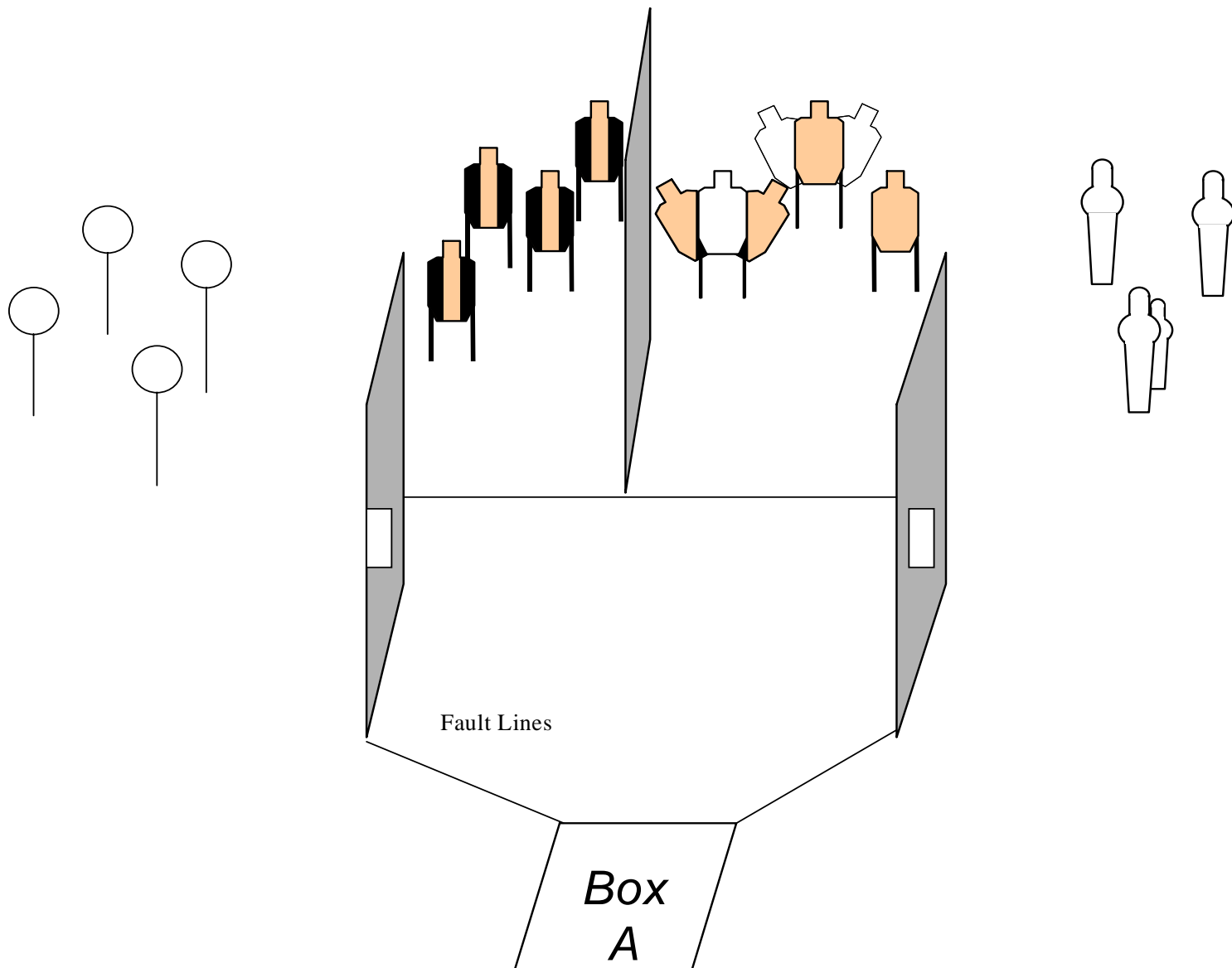
START POSITION: Standing in box A, facing up range, hands at sides.

STAGE PROCEDURE

Engage all targets as they become visible from within fault lines. All steel must be engaged through ports.

SCORING

SCORING: Comstock, 24 rounds, points
TARGETS: 8 IPSC, 4 PP, 4 plates
SCORED HITS: Best 2 per IPSC, steel down = 1A
START-STOP: Audible - Last shot
PENALTIES: Procedural. -10
No-shoot hit. -10
Miss. -10



SETUP NOTES:

RO NOTES:



CM 99-22

Nuevo El Presidente

RULES: Practical Shooting Handbook, Latest Edition **COURSE DESIGNER:** Kent Oram—Modification by US Design Team

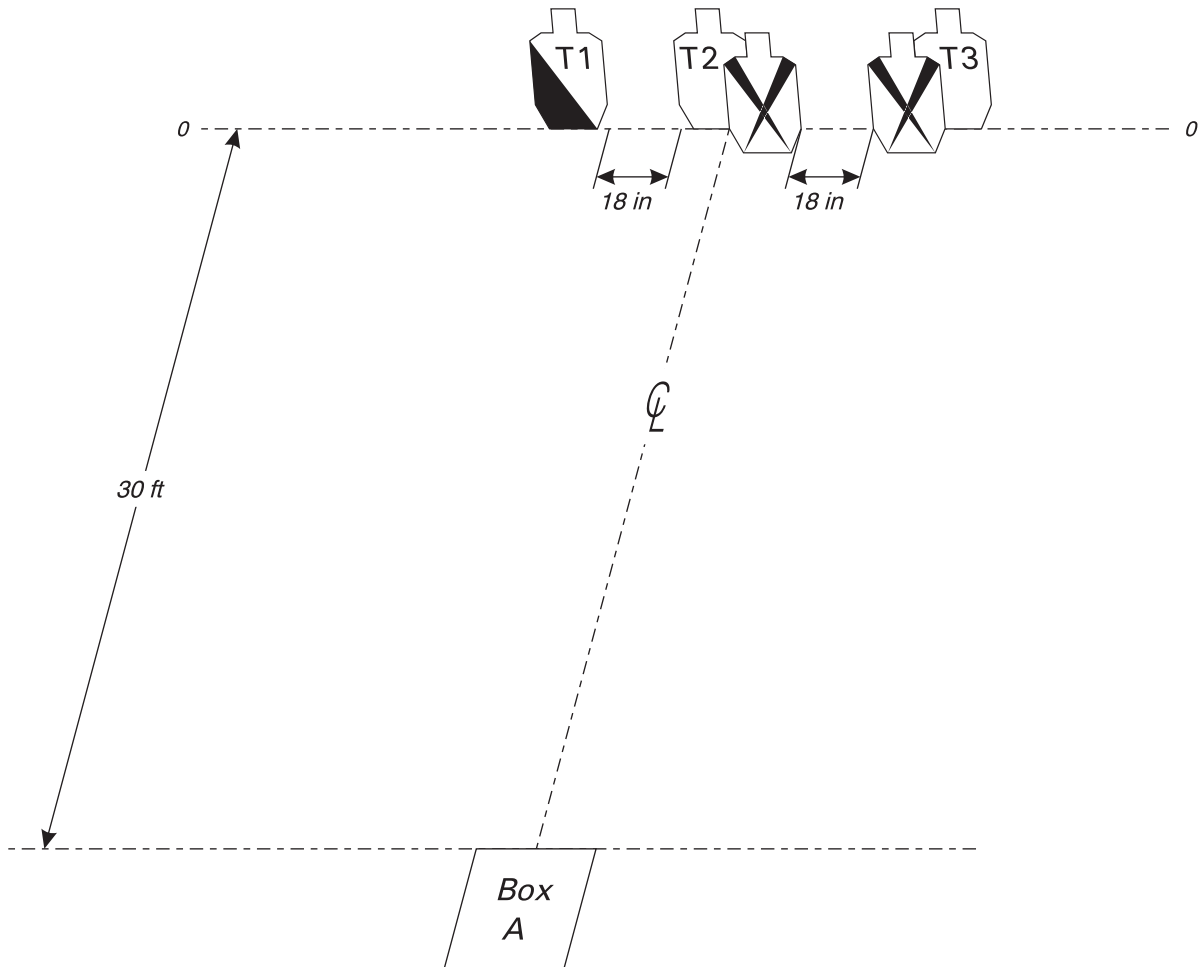
START POSITION: Standing in Box A, back to targets, toes of both feet against rear fault line of Box A, both wrists above respective shoulders. Handgun is loaded and holstered as per ready condition in rule 8.1.1 and 8.1.2.

STAGE PROCEDURE

Upon start signal, turn, then draw and from Box A engage T1-T3 with only two rounds per target. Then make a mandatory reload and from Box A engage T1-T3 with only two rounds per target.

SCORING

SCORING: Virginia Count, 12 rounds, 60 points
TARGETS: 3 IPSC
SCORED HITS: Best 4/paper
START - STOP: Audible - Last shot
PENALTIES: Per current edition USPSA Practical Shooting Handbook.
Failure to perform mandatory reload will result in one procedural penalty per shot fired.



SETUP NOTES: Set paper targets to 5 feet high at shoulders. Box A is 3 feet by 3 feet. No-shoots are arranged on T2 and T3 with perforations of the non-scoring borders placed on the perforations of the A



zones of the targets. The top of the upper A/B zone of the no-shoot is even with the shoulder of the scoring targets.