

+++++
Ubi Libertas Habitat...



... Nostra Patria Est.!



Brazosland Pistoleros

NEXT MATCH: April 22, 2007

MATCH SET-UP: 8:30 a.m.

SHOOTING STARTS: 10 a.m. or When the Match is Set-up

April 2007

It's time to shoot again! Our Match Director this month is Kevin Lyon. Three stages and a combo for us this month! Total round count is 106. The combo will be 40 rounds and will consist of Turkey Run and Lyon Down with a few targets removed. The weather forecast is looking really good so I hope everyone can make it out!

Looks like the Bar-B-Q has been a hit so we are doing it again. Donations are excepted, and as usual, if anyone wants to bring a cooler of Iced Tea or something else to drink (no adult beverages, of course), paper towels, etc that would be even better. Don't forget that club dues are due this month.

Also don't forget that we have our 3 Gun Match scheduled at Arrowhead for June the 3rd. Put it on your calendars! I have the stages on paper, they still need some work but it will be a fun and exciting match. I have posted the rules on the Pistoleros Forum for feedback, so take a look at them there. Don't forget to thank the folks at Arrowhead for giving us the entire range for the 3 Gun. Having the rifle bay is really going to make things interesting...and we couldn't do it without their support.

Bring your shotgun to the match Sunday. If there is enough interest, and we get the match completed at a decent time, we can have a steel challenge shoot off with shotguns. Bring 2 3/4" shotshells with shot no larger than number 6, really 7.5 or 8 works best.

The key to being able to have our side matches is everyone pitching in to help set up and tear down. Everyone in this club contributes and that not the cases with most clubs like ours...pat yourselves on the back! We are usually at the range getting set-up started at 8:30, so bring some coffee and we will see you there!

Shoot safe,

Kevin J.

Turkey Run

RULES: Practical Shooting Handbook, Latest Edition **COURSE DESIGNER:** Kevin Lyon, TX

START POSITION: Standing in box A, facing up range. Handgun loaded on table. Turkey under strong arm weak hand touching bird.

STAGE PROCEDURE

On signal, retrieve handgun and engage all targets as they become visible.

Turkey must be retained by shooter until first reload. Failure to retain turkey will be assessed one procedural penalty per shot fired.

SCORING

SCORING: Comstock, 30 rounds

TARGETS: IPSC, PP, USP

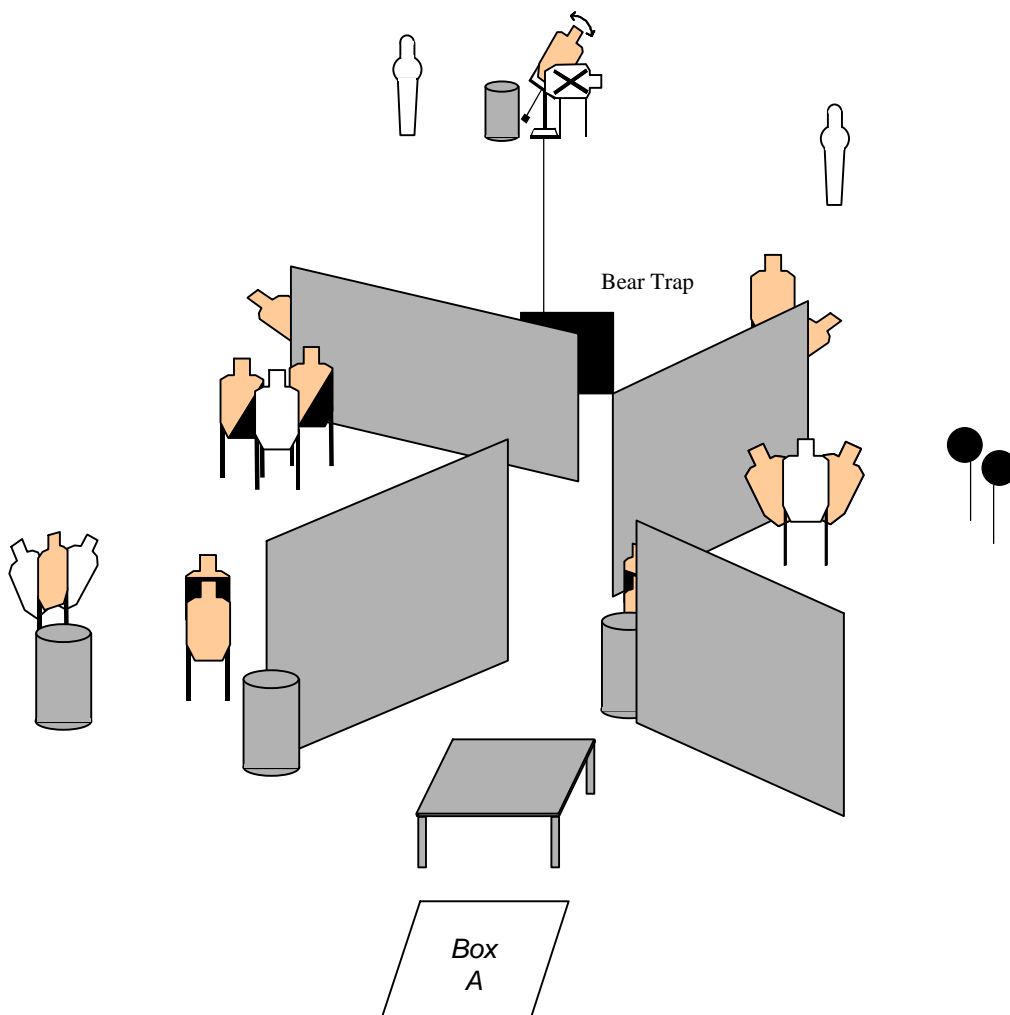
SCORED HITS: 2 Best per IPSC, Steel Down = 1A

START-STOP: Audible - Last shot

PENALTIES: Procedural. -10

No-shoot hit. -10

Miss. -10



SETUP NOTES:

RO NOTES:

Lyon Down

RULES: Practical Shooting Handbook, Latest Edition **COURSE DESIGNER:** Kevin Lyon, TX

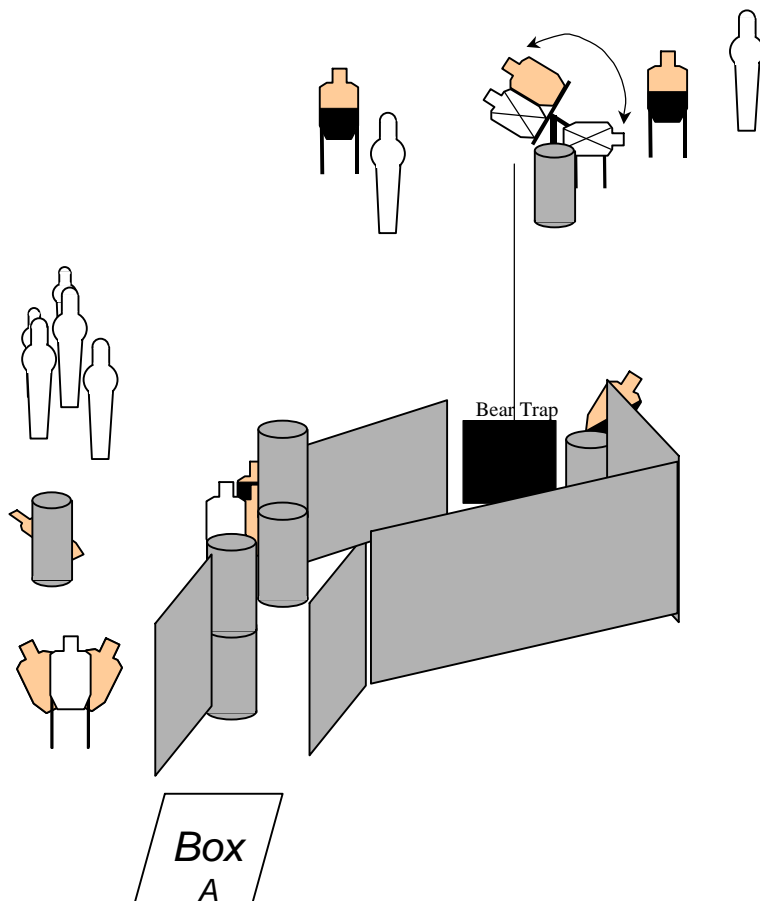
START POSITION: Handgun loaded and holstered. Standing in box A, facing up range, hands behind head with fingers interlaced.

STAGE PROCEDURE

On signal engage all targets as they become visible.

SCORING

SCORING: Comstock, 25 rounds
TARGETS: IPSC, PP, USP
SCORED HITS: 2 Best per IPSC, Steel Down = 1A
START-STOP: Audible - Last shot
PENALTIES: Procedural. -10
No-shoot hit. -10
Miss. -10



SETUP NOTES:

RO NOTES:



CM 99-48

Tight Squeeze

RULES: Practical Shooting Handbook, Latest Edition **COURSE DESIGNER:** Joe Hudson—Modifications by US Design Team

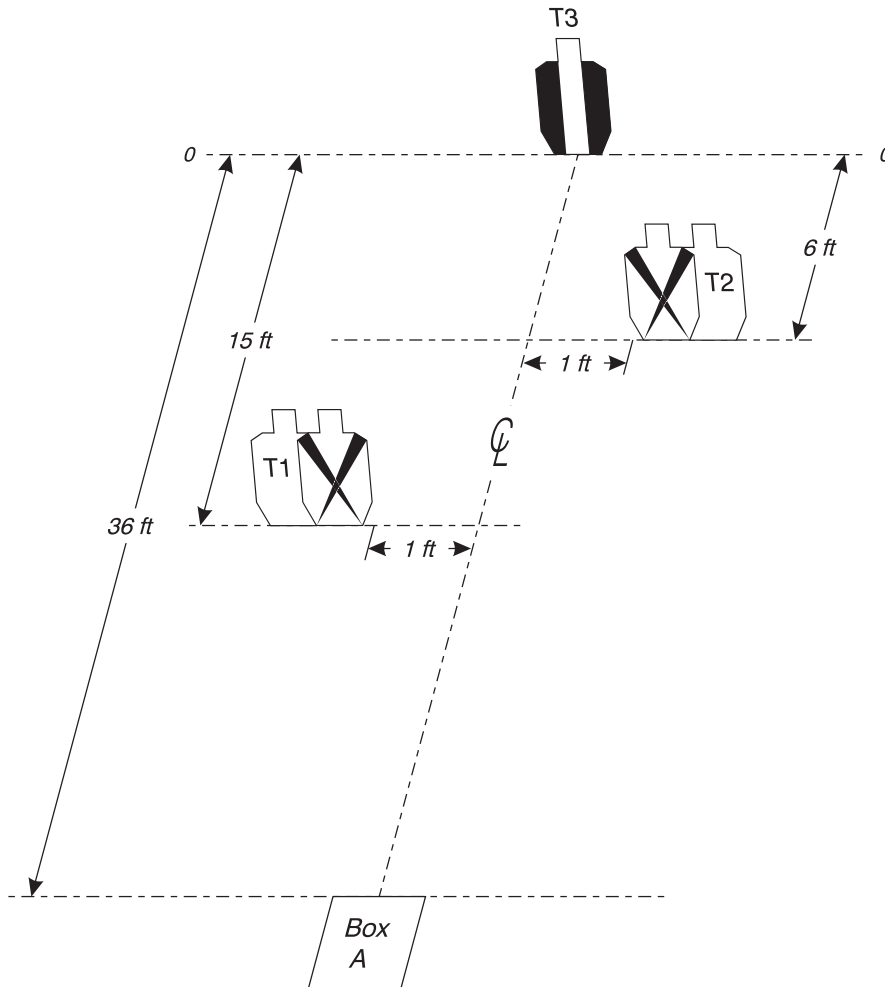
START POSITION: Standing in Box A facing targets, both wrists above respective shoulders. Handgun is loaded and holstered as per ready condition in rule 8.1.1 and 8.1.2.

STAGE PROCEDURE

Upon start signal, from Box A, engage T1-T3 with only two rounds per target, then make a mandatory reload and from Box A re-engage T1-T3 with only two rounds per target.

SCORING

SCORING: Virginia Count, 12 rounds, 60 points
TARGETS: 3 IPSC
SCORED HITS: Best 4/paper
START - STOP: Audible - Last shot
PENALTIES: Per current edition of USPSA Practical Shooting Handbook.
Failure to perform mandatory reload will result in one procedural penalty per shot fired.



SETUP NOTES: Set paper targets to 5 feet high at shoulders. Hard cover on T3 is even with edges of A zone. No-shoots are placed on T1 and T2 so that they



are the same height and that the perforation line of the A zone is overlapped by the perforation of the non-scoring border of the no-shoot. Box A is 3 feet by 3 feet.