

+++++
Ubi Libertas Habitat...



... Nostra Patria Est.!



Brazosland Pistoleros

NEXT MATCH: February 24, 2008

MATCH SET-UP: 8:30 a.m.

SHOOTING STARTS: 10 a.m. or When the Match is Set-up

February 2008

Sorry I am getting this out to you so late in the week, I had some rather nasty computer problems...

Our MD this month is Rusty H. and he has done some great work for us! I have to say I really like the stages that Rusty comes up with (of course, I didn't have to shoot under his car last month...). This month I asked Rusty to give us a quick match with a couple of long and short stages. Round count will be in the upper 70's, but there is plenty of steel to shoot at, so bring plenty of ammo!

We never know what kind of weather we will get this time of year so I like to keep matches a little on the short side in case we are in danger of dying from exposure...looking at the weather for Sunday, I don't think that will be a problem. The other reason I wanted to have a short match was so that we could have some fun with a side match. We didn't get to shoot the shotgun side match last month, so we will fix that this month.

In fact, we will fix it with two side matches! The first will be a 7 shot (6 steel, and one clay pigeon) shotgun match and the second will be the stage Charge, shot with a rifle of your choice. On the shotgun stage you will start with only 6 rounds in your gun...if you don't miss, you will only need to load 1 round (don't miss!).

Birdshot is all you will need. The rifle side match will be 24 rounds if you don't miss...I'll give you one hint: can you hit a clay pigeon off hand at 25 yards? We will have two scoring divisions for rifle: Irons sights and Optics.

I know you must be wondering how we are gonna do all this...we wouldn't without the help of our range owners! Phillip is going to allow us to use part of the pistol range until noon for the shotgun side match. So, when you get a break in your pistol squading, go down and shoot the scattergun. We will shoot the rifle match after we are done with pistol in that bay, like we normally do. Please thank our range owners for working with us on this, it will really make our day easier and a lot more fun.

I got a note from Aurther Brown that I want to pass along to you. Aurther is the Match Director for the Texas Open, which will be shot in Waco on the weekend of May 9-11. They are looking for match staff and RO's. If you volunteer, you will shoot the match for free on Friday, and they will pay your hotel Friday and Saturday and feed you lunch all weekend. Not a bad deal, and it's a great match to shoot. If you are interested in helping them out, check out the match info at www.ctrp-ipsc.org

Club dues (\$25) will be due in April.

I'd also like to schedule our Rifle/2 or 3 Gun Match in April...so we will talk about that Sunday as well.


See you on Sunday !

Shoot safe,

Kevin J.

START POSITION: Standing in start box, hands at surrender, gun holstered per ready condition in rule 8.1.1 and 8.1.2

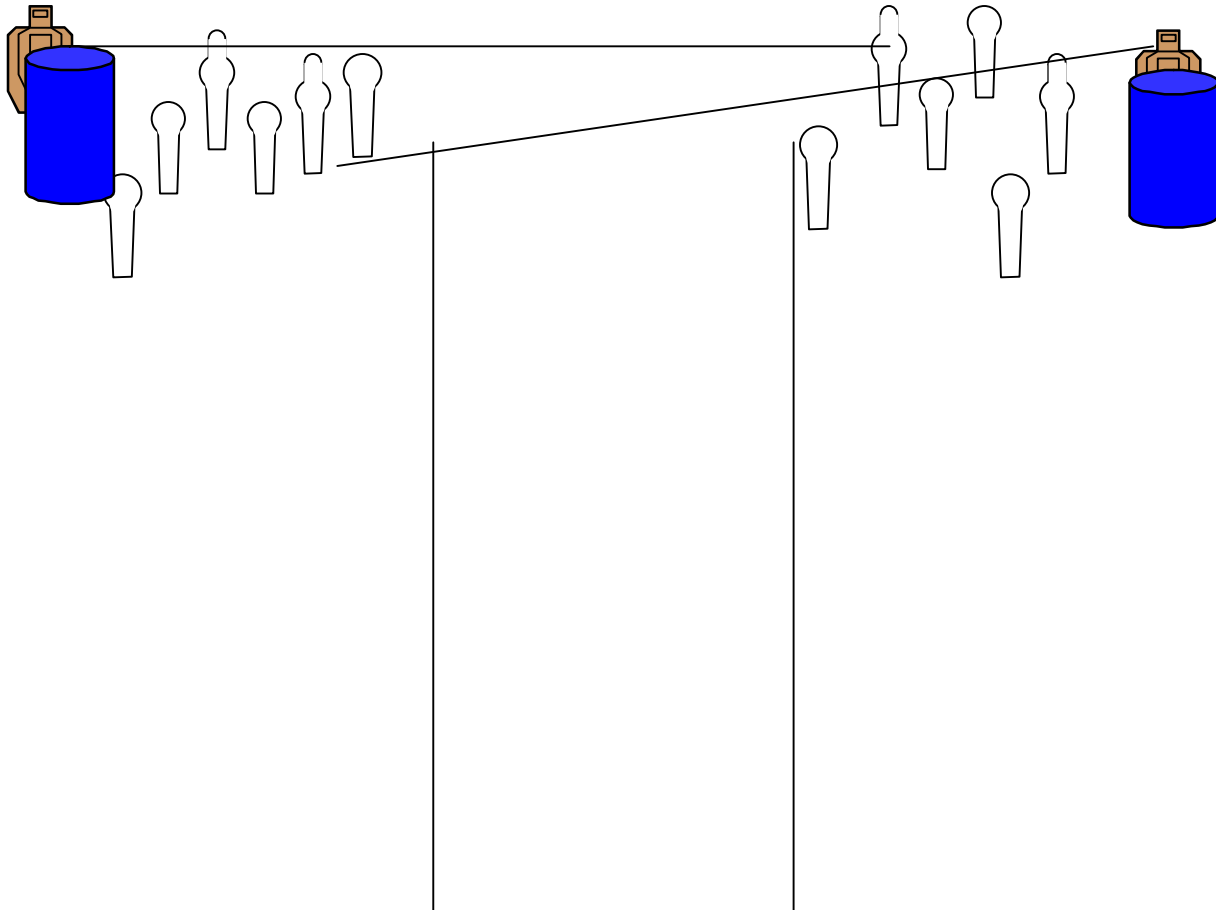
STAGE PROCEDURE

Upon signal, shoot targets on either side of  from appropriate side of barrier wall (tape), then move to other side to shoot targets on remaining side of stage.



SCORING

SCORING: Comstock, 16 rounds, 80 points
TARGETS: 2 IPSC, 12 steel
SCORED HITS: 2 Best per IPSC, steel down = 1A
START-STOP: Audible - Last shot
PENALTIES: Procedural. -10
No-shoot hit. -10
Miss. -10



Side A

Start

Side B

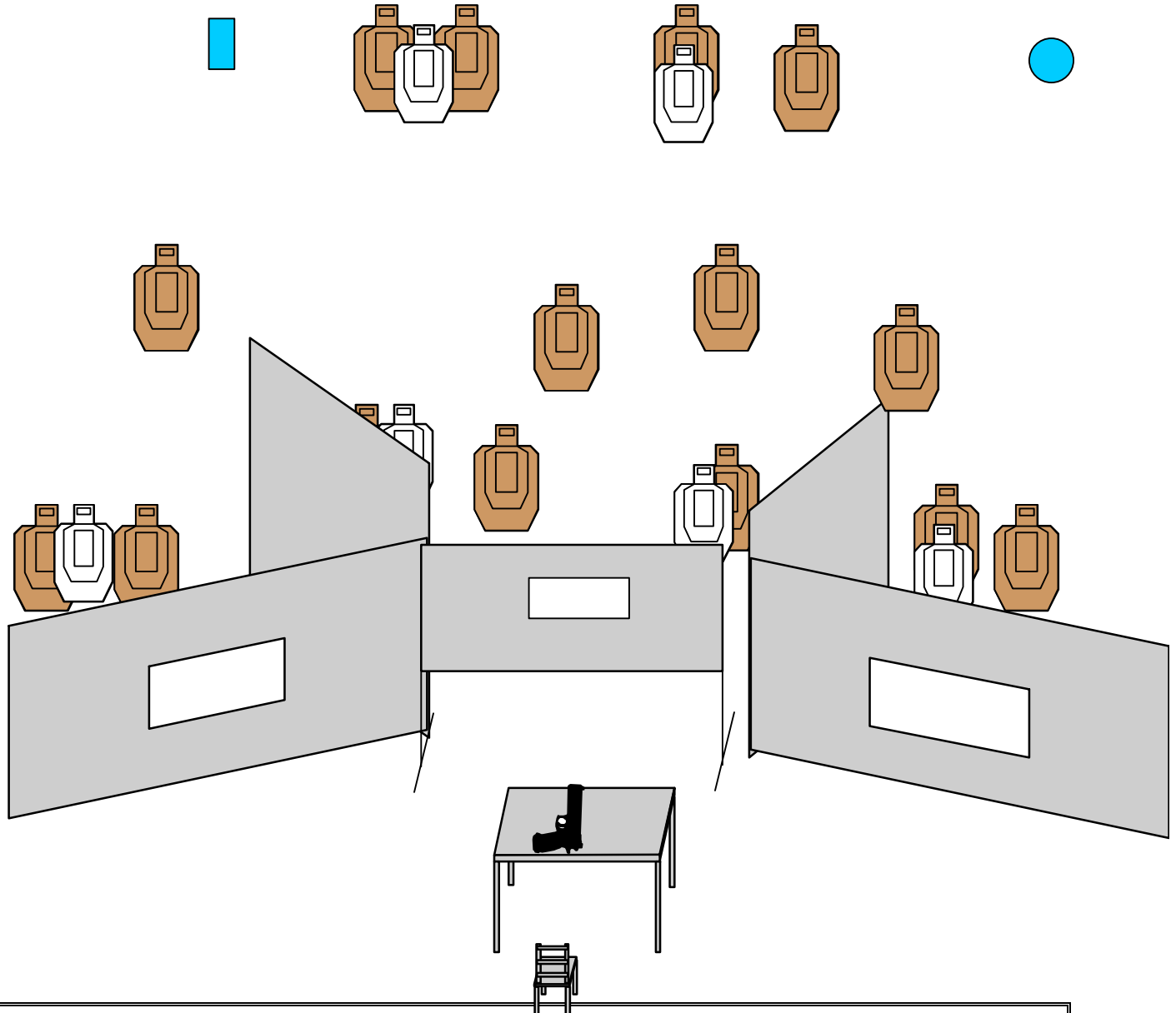
START POSITION: Seated in chair, hands on lap, unloaded gun on table, all magazines on belt.

STAGE PROCEDURE

Upon signal, pick up gun and engage all targets through ports as they appear.

SCORING

SCORING: Comstock, 32 rounds, 160 points
TARGETS: 15 IPSC, 2 Steel Plates
SCORED HITS: Best per IPSC, steel down = 1A
START-STOP: Audible - Last shot
PENALTIES: Procedural. -10
No-shoot hit. -10
Miss. -10



START POSITION: Standing in box, hands at surrender facing up range. Gun per ready condition in rule 8.1.1 and 8.1.2

STAGE PROCEDURE

At signal, turn and engage targets as they appear while remaining within the lane.

SCORING

SCORING: Comstock, 24 rounds, 120 points

TARGETS: 11 IPSC, 2 Steel plates

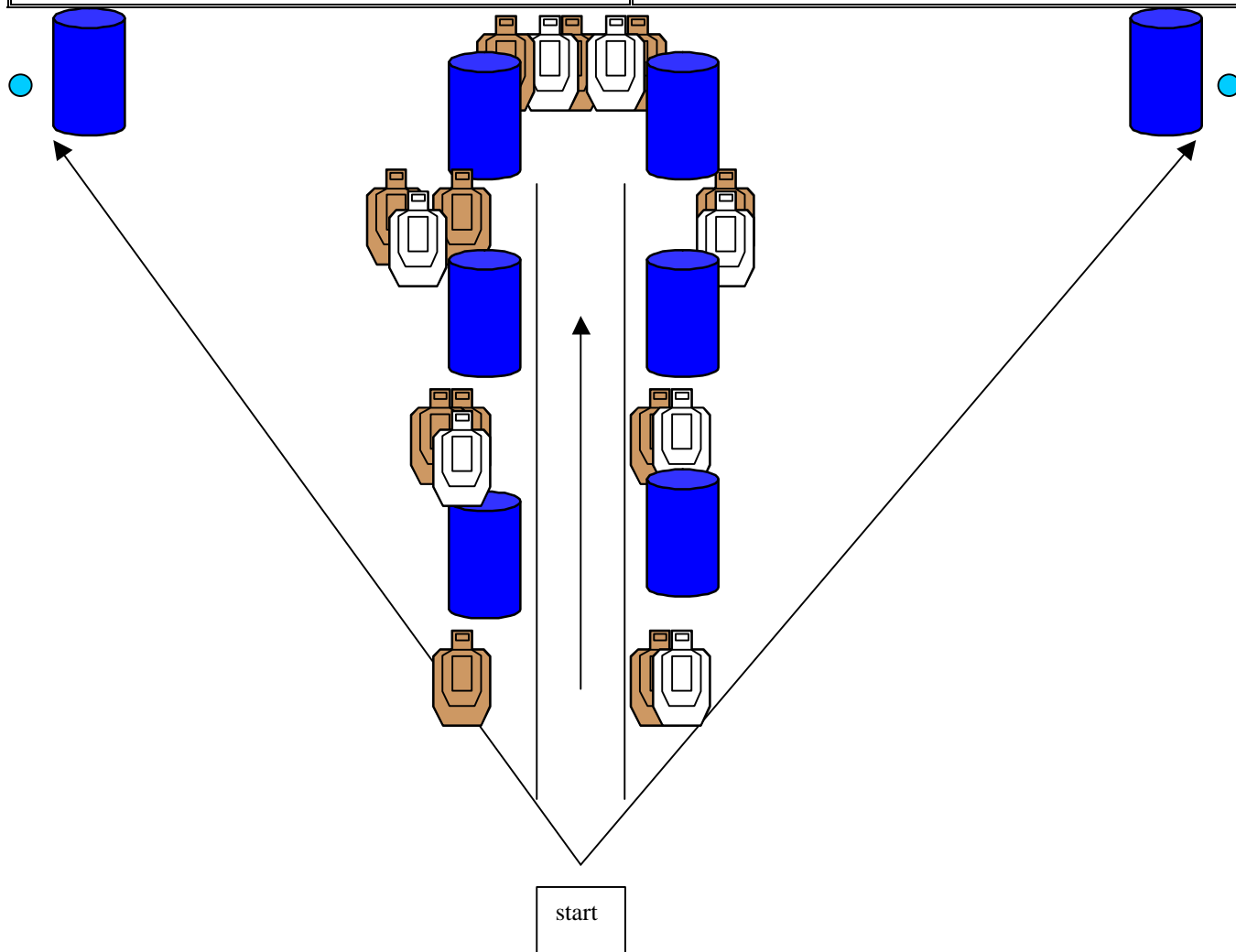
SCORED HITS: Best per IPSC, steel down = 1A

START-STOP: Audible - Last shot

PENALTIES: Procedural. -10

No-shoot hit. -10

Miss. -10



RULES: Practical Shooting Handbook, Latest Edition **COURSE DESIGNER:** Rusty H A-58505

START POSITION: Standing in box, facing downrange, hands at surrender, gun is holstered per ready condition rule 8.1.1 and 8.2.2.

STAGE PROCEDURE

Upon signal, draw and engage 1 shot each target

SCORING

SCORING: Virginia Count, 4 rounds, 20 points

TARGETS: 4 IPSC,

SCORED HITS: Best per IPSC

START-STOP: Audible - Last shot

PENALTIES: Procedural. -10

Extra shots -10

Miss. -10

