

Total chaos

RULES: Practical Shooting Handbook, Latest Edition **COURSE DESIGNER:** Beverly Huggins, Bryan TX A58599

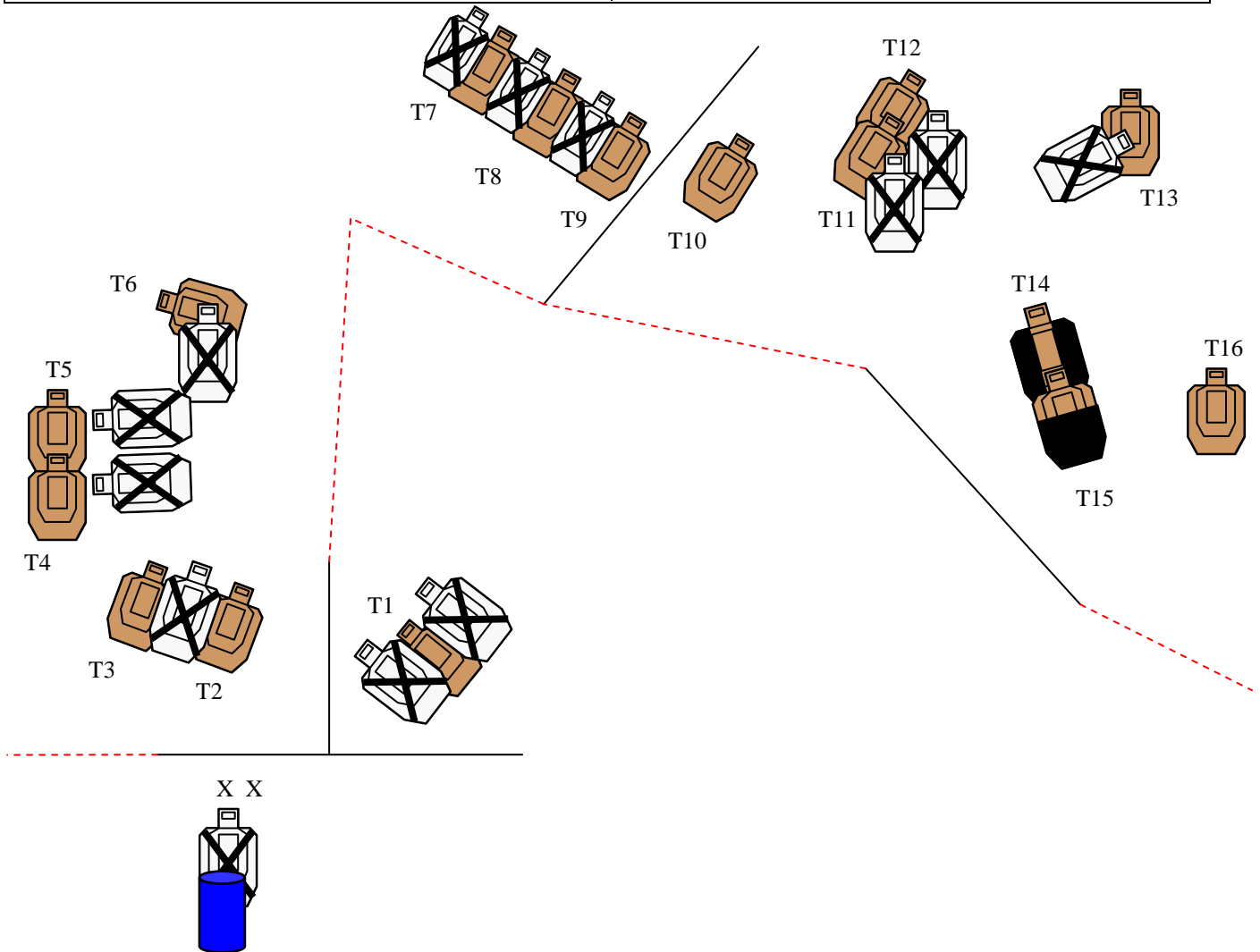
START POSITION: Standing on the X's facing up range with hands holding onto each side of no shoot. Gun unloaded and unsupported on barrel in front of no shoot.

STAGE PROCEDURE

Upon start signal engage targets as they become visible remaining within the fault lines.

SCORING

SCORING: Comstock, 32 rounds, 160 points
TARGETS: 16 IPSC, PP, USP
SCORED HITS: Best per IPSC, steel down = 1A
START-STOP: Audible - Last shot
PENALTIES: Procedural. -10
 No-shoot hit. -10
 Miss. -10



SETUP NOTES: T1, T2 & T3 are 45 degree targets.
 No shoots at T7, T8 & T9 will be on separate stands about 12" in front of targets.

RO NOTES:

Junk Yard

RULES: Practical Shooting Handbook, Latest Edition **COURSE DESIGNER:** Beverly Huggins, Bryan TX A58599

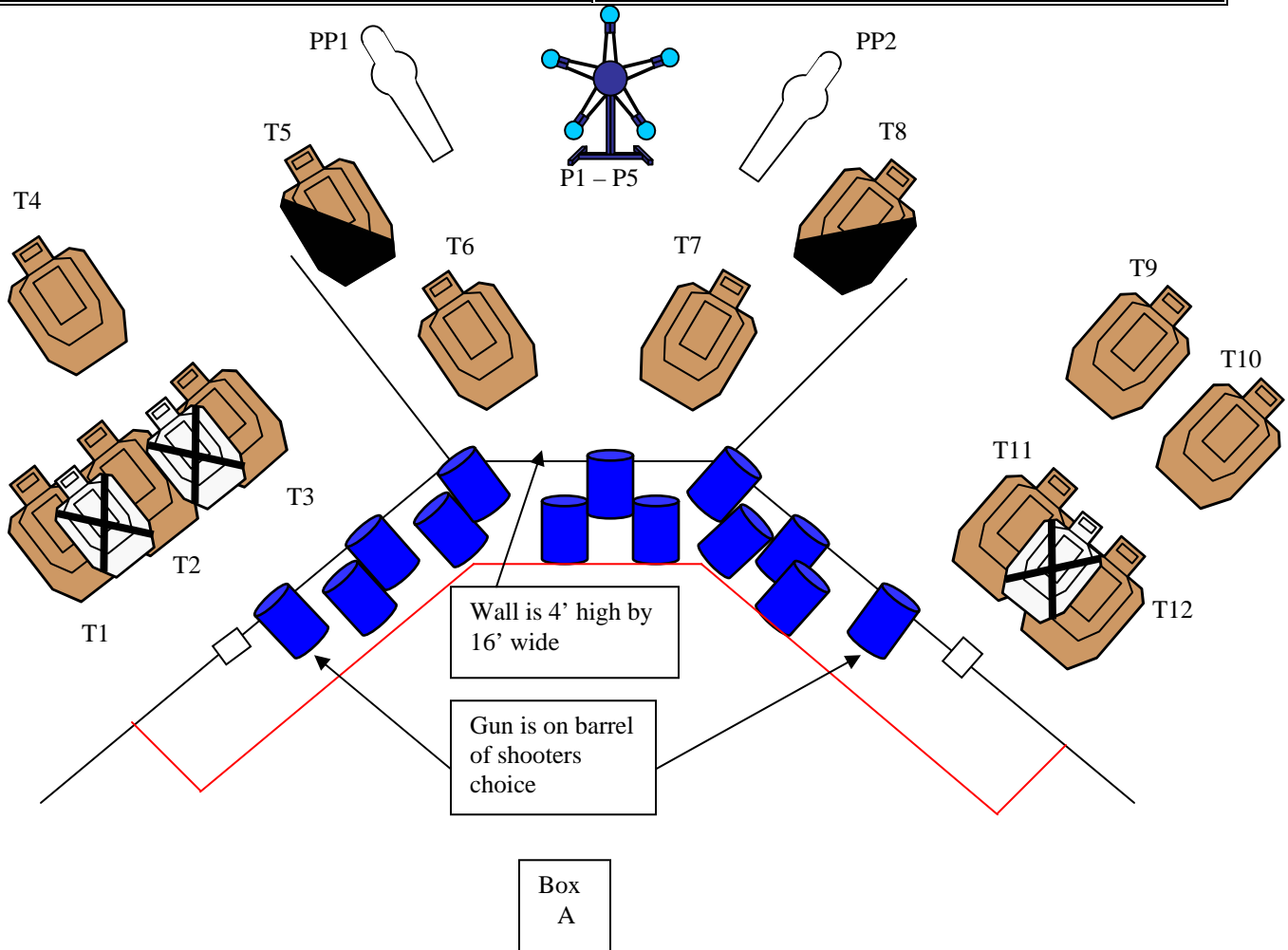
START POSITION: Standing on Box A hands relaxed at sides facing up range. Gun will be on barrel of shooters choice unloaded and unsupported. Magazines will be laid out on barrels where shooter feels they need to reload. **NO AMMO** on shooters belt.

STAGE PROCEDURE

Upon start signal shooter will retrieve their gun and engage targets as they become visible using only the magazines on the barrels and remaining with in the fault lines. Steel must fall to score.

SCORING

SCORING: Comstock, 31 rounds, 155 points
TARGETS: 12 IPSC, 2 PP, 5 Plates
SCORED HITS: Best per IPSC, steel down = 1A
START-STOP: Audible - Last shot
PENALTIES: Procedural. -10
 No-shoot hit. -10
 Miss. -10



SETUP NOTES: T1 – T3, T6, T7, T11, T12 are 45 degree targets.

RO NOTES:

Steel n paper on the move

RULES: Practical Shooting Handbook, Latest Edition **COURSE DESIGNER:** Beverly Huggins, Bryan TX A58599

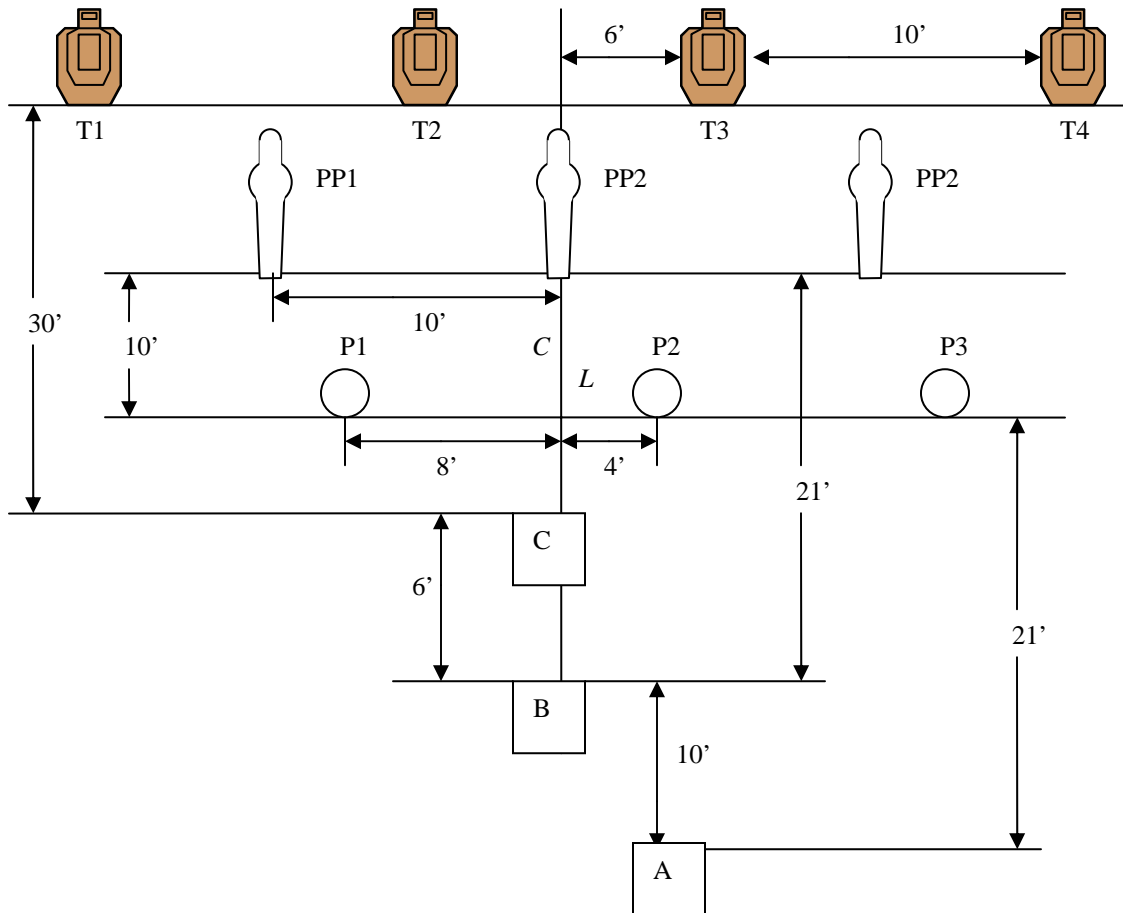
START POSITION: Standing in Box A facing up range with hands above shoulders in surrender position, gun loaded and in holster per ready condition 8.1.1 and 8.1.2

STAGE PROCEDURE

Upon start signal from box A turn and engage P1 – P3.
 Move to box B and engage PP1 – PP3. Move to box C
 engage T1 – T4 with one round, perform a mandatory reload
 and engage T1 – T4 with one round.
 Shooter **MUST** remain in each box while engaging targets.
 Steel **MUST** fall to score.

SCORING

SCORING: Comstock, 14 rounds, 70 points
TARGETS: 4 IPSC, 3 PP, 3 plates
SCORED HITS: Best per IPSC, steel down = 1A
START-STOP: Audible - Last shot
PENALTIES: Procedural. -10
 No-shoot hit. -10
 Miss. -10



SETUP NOTES: P1 – P3 are 6" plates set at 36" to center. Box A is off set from center 4' to line up with P2.

RO NOTES:



CM 06-04

Fluffy's Revenge 1

RULES: USPSA Rule Book, Current Edition

COURSE DESIGNER: Beth Wingfield

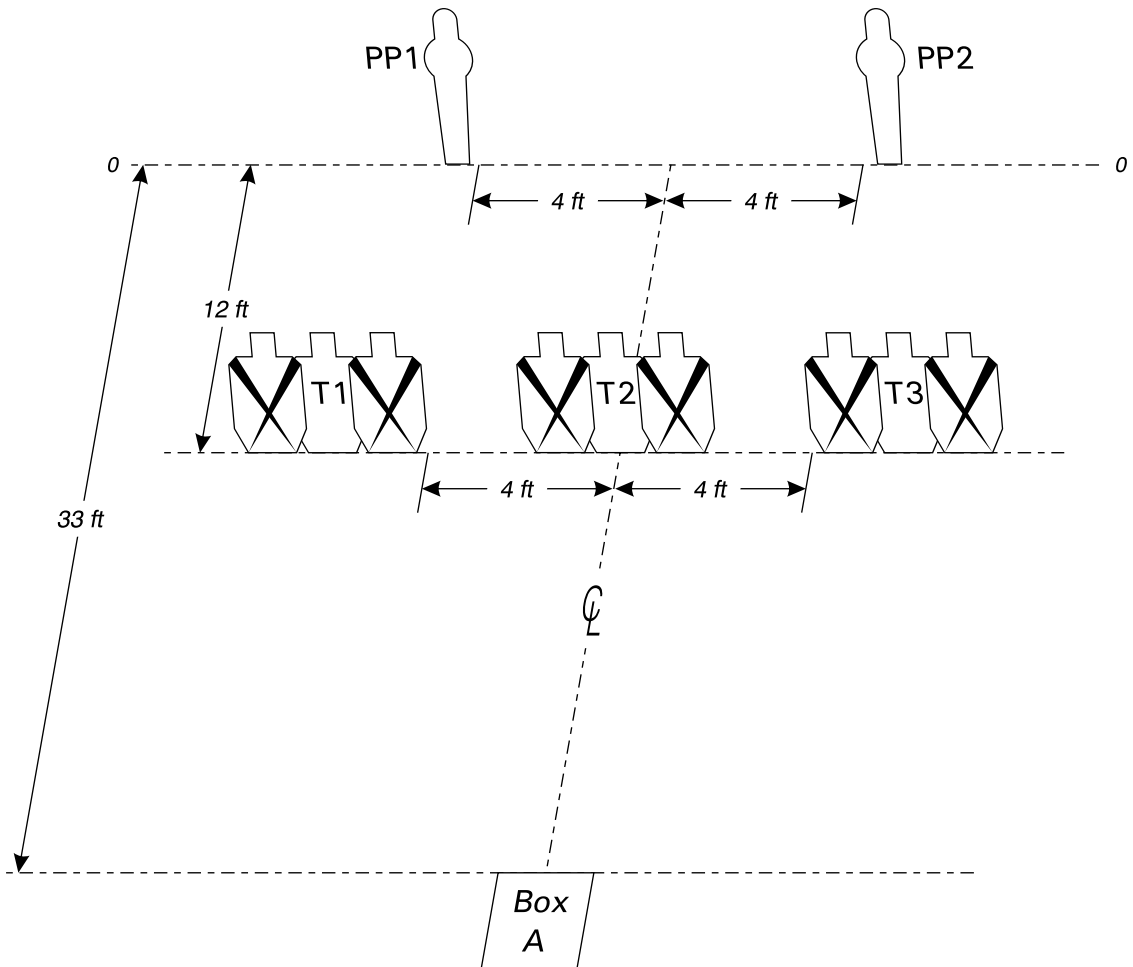
START POSITION: Standing erect in Box A, arms relaxed at sides. Handgun is loaded and holstered as per ready condition in rule 8.1.1 and 8.1.2.

STAGE PROCEDURE

On signal, engage targets from Box A only.

SCORING

SCORING: Comstock, 8 rounds, 40 points
TARGETS: 3 IPSC, 2 Pepper poppers
SCORED HITS: Best 2/paper, KD=1A
START - STOP: Audible - Last shot
PENALTIES: Per current edition of USPSA Rule Book.



SETUP NOTES: Set paper targets to 5 feet high at shoulders. Scoring lines of no-shoots overlay C-zone scoring lines of targets. Center of T2 is center line of course. Box A is 3 feet by 3 feet.

